

**LICHFL Asset Management Company Limited**  
**Special Purpose Financial Results**  
**Statement of Unaudited Financial results for the quarter and year ended March 31, 2025**

(Rs. in Lakhs)

Particulars	For Quarter ended (Unaudited)			For the year ended (Audited)	
	March 31, 2025	December 31, 2024	March 31, 2024	March 31, 2025	March 31, 2024
<b>Revenue from operations</b>					
Interest Income	51.97	47.54	31.11	178.24	121.32
Fees and commission income	790.26	209.18	257.21	1,459.15	1,123.25
Net Gain on fair value changes	49.15	56.36	79.76	298.74	338.19
<b>Total Revenue from Operations</b>	<b>891.38</b>	<b>313.08</b>	<b>368.08</b>	<b>1,936.13</b>	<b>1,582.76</b>
Other Income	1.20	-	-	8.70	0.23
<b>Total Income (I)</b>	<b>892.58</b>	<b>313.08</b>	<b>368.08</b>	<b>1,944.83</b>	<b>1,582.99</b>
<b>Expenses</b>					
Finance Cost	2.52	3.20	4.86	14.06	23.21
Employee Benefits Expense	119.81	89.76	80.76	401.88	291.66
Depreciation and Amortisation Expense	43.00	43.19	39.93	170.46	158.77
Other Expenses	94.13	58.22	81.26	247.26	190.81
<b>Total Expenses (II)</b>	<b>259.46</b>	<b>194.37</b>	<b>206.81</b>	<b>833.66</b>	<b>664.45</b>
<b>Profit Before Tax (III) = (II-I)</b>	<b>633.12</b>	<b>118.71</b>	<b>161.27</b>	<b>1,111.17</b>	<b>918.54</b>
<b>Tax Expenses</b>					
Current Tax (a)	290.73	18.40	31.33	358.73	186.08
Deferred Tax (b)	(98.35)	12.60	14.36	(119.31)	74.64
<b>Total tax expense (a+b)</b>	<b>192.38</b>	<b>31.00</b>	<b>45.69</b>	<b>239.42</b>	<b>260.72</b>
<b>Profit for the year</b>	<b>440.74</b>	<b>87.71</b>	<b>115.58</b>	<b>871.75</b>	<b>657.82</b>
<b>Other Comprehensive income for the year</b>					
A. Items that will not be reclassified to profit or loss					
(i) Remeasurement of Defined benefit plans	(3.94)	-	-	(3.94)	-
(ii) Income tax relating to items that will not be reclassified to profit or loss	1.15	-	-	1.15	-
Subtotal (A)	(2.79)	-	-	(2.79)	-
B. (i) Items that will be reclassified to profit or loss	-	-	-	-	-
(ii) Income tax relating to items that will be reclassified to profit or loss	-	-	-	-	-
Subtotal (B)	-	-	-	-	-
<b>Other Comprehensive income (A+B)</b>	<b>(2.79)</b>	<b>-</b>	<b>-</b>	<b>(2.79)</b>	<b>-</b>
<b>Total Comprehensive income for the period / year</b>	<b>437.95</b>	<b>87.71</b>	<b>115.58</b>	<b>868.96</b>	<b>657.82</b>
Paid up Equity share capital (face value of Rs 10 each)	919.44	919.44	919.44	919.44	919.44
Other Equity					5,410.37
Earnings per equity share (nominal value of share Rs.10)					
- Basic	4.76	0.95	1.26	9.45	7.15
- Diluted	4.76	0.95	1.26	9.45	7.15
	Not annualised	Not annualised	Not annualised	Annualised	Annualised

**Notes:**

- The above financial results were approved by the Board of Directors of the Company at its meeting held on April 22, 2025.
- The unaudited financial results of the Company for the quarter and year ended ended March 31, 2025 have been subjected to audit by the Statutory auditors of the Company.
- The Company has applied its material accounting policies in the preparation of these Financial Result consistent with those followed in the annual financial statement for the year ended March 31, 2025
- These Special Purpose unaudited Financial Result have been prepared as per Division III of Schedule III to the Companies Act, 2013, in conformity with the recognised and measurement principles laid down in applicable accounting standard prescribed under Section 133 of the Companies Act, 2013 read with relevant rules issued thereunder and other recognized accounting principles generally accepted in India for the purpose of consolidation, pursuant to the requirements of Regulation 33 of the Securities and Exchange Board of India (Listing Obligations and Disclosure Requirements) Regulations, 2015 as amended ("the Regulation") applicable to the Holding Company. These Special Purpose financial statements have been prepared solely for the purpose of submission to LIC Housing Finance Limited ("Holding Company") for preparation of consolidated financial statements of the Parent Company, being a non-banking financial company.
- Statement of Assets and liabilities is enclosed in Annexure 1
- Statement of cashflow enclosed in Annexure 2
- Previous quarter/period figures have been regrouped where necessary to conform to current quarter / period classification.

For LICHFL Asset Management Company Limited

*Seema Sachar*  
 Director & CEO  
 DIN: 10411601

*Kanchan Vartak*  
 CFO

Place: Mumbai  
 Date: April 22, 2025



LICHFL Asset Management Company Limited

Annexure I: Balance Sheet as at March 31, 2025

(Rs. in Lakhs)

Particulars	As at March 31, 2025 Audited	As at March 31, 2024 Audited
<b>ASSETS</b>		
<b>Financial Assets</b>		
Cash and Cash Equivalents	30.44	96.68
Trade Receivables	1,098.52	4.88
Investments	6,093.09	6,448.17
Other Financial Assets	108.70	62.04
<b>Non-Financial Assets</b>		
Current Tax Assets (Net)	285.56	72.98
Deferred Tax Assets (Net)	94.39	-
Property, Plant and Equipment	64.91	16.21
Intangible Assets	2.56	3.21
Right of Use Asset	107.10	240.79
Other Non-Financial Assets	28.77	39.38
<b>TOTAL ASSETS</b>	<b>7,914.04</b>	<b>6,984.34</b>
<b>LIABILITIES AND EQUITY</b>		
<b>Financial Liabilities</b>		
<b>Payables</b>		
Trade Payables		
(i) Total outstanding dues of micro enterprises and small enterprises	-	-
(ii) Total outstanding dues of other than micro enterprises and small enterprises	-	-
Other Payables		
(i) Total outstanding dues of micro enterprises and small enterprises	-	-
(ii) Total outstanding dues of other than micro enterprises and small enterprises	37.96	46.52
Lease Liabilities	111.93	244.42
Other Financial Liabilities	50.00	-
<b>Non-Financial Liabilities</b>		
Provisions		
Deferred Tax Liabilities (Net)	7.87	-
Other Non Financial Liabilities	-	26.08
	783.39	337.56
<b>EQUITY</b>		
Equity Share Capital	919.44	919.44
Other Equity	6,003.45	5,410.32
<b>TOTAL LIABILITIES AND EQUITY</b>	<b>7,914.04</b>	<b>6,984.34</b>

For LICHFL Asset Management Company Limited

*Seema Sridhar*  
Seema Sridhar  
Director & CEO  
DIN: 10411601

*Kanchan Vartak*  
Kanchan Vartak  
CFO

Place: Mumbai  
Date: April 22, 2025



**LICHFL Asset Management Company Limited**  
**Cash flow statement for the year ended March 31, 2025**

(Rs. in Lakhs)

Particulars	31st March 2025	31st March 2024
<b>Cash flow from operating activities</b>		
Profit for the year before tax	1,111.17	918.54
<i>Adjustments for:</i>		
Depreciation and amortization	170.46	158.77
Profit on sale of assets	(7.50)	-
Interest income	(178.24)	(117.13)
Provision for doubtful debt	0.43	-
Interest on Lease liability	14.06	23.21
Gain on redemption / Fair valuation of units of mutual fund	(298.74)	(338.20)
Operating profit before working capital changes	811.64	645.19
 Movement in working capital:		
(Decrease)/ Increase in trade payables	(8.56)	(329.76)
(Decrease)/Increase in other Non Financial Liabilities	445.83	(103.17)
(Decrease)/Increase in other Financial Liabilities	50.00	-
(Decrease)/Increase in short-term provisions	3.93	(17.00)
Decrease / (Increase) in Trade receivables	(1,093.64)	4.30
Increase in Other Financial Assets	(42.05)	(3.80)
Decrease / (Increase) in Other Non Financial Assets	10.62	8.51
<b>Cash generated from operations</b>	177.77	204.27
Direct taxes paid (net of refund)	(572.52)	(174.38)
<b>Net cash flow from operating activities (A)</b>	(394.75)	29.89
 <b>Cash flows from investing activities</b>		
Purchase of fixed asset	(65.10)	(8.74)
Sale of fixed asset	7.50	-
Purchase of units of mutual fund	(1,625.00)	(1,318.00)
Proceeds from redemption of units of mutual fund	3,675.11	1,169.80
Interest received on Bank deposits/Public deposits	147.29	74.76
Investment / (redemption) in units of LICHFL Housing & Infrastructure Fund	41.07	69.10
Investment / (redemption) in units of LICHFL Real Estate Debt Opportunities Fund I	(337.60)	-
Investment in Public Deposit	(2,530.00)	(896.25)
Sale of shares	2.34	-
Proceeds from maturity of Public Deposits	1,454.25	833.85
<b>Net cash flow from / (used in) investing activities (B)</b>	769.86	(75.48)
 <b>Cash flows from financing activities</b>		
Dividend paid on equity shares	(275.83)	(275.83)
Repayment of Principal towards Lease Liability	(151.47)	(138.26)
Interest on Lease Liability	(14.05)	(23.21)
<b>Net cash flow from / (used in) financing activities (C)</b>	(441.35)	(437.30)
 <b>Net increase/(decrease) in cash and cash equivalents (A+B+C)</b>	(66.24)	(482.88)
Cash and cash equivalents at beginning of the year	96.68	579.56
<b>Cash and cash equivalents at end of the year</b>	30.44	96.68
 <b>Components of cash and cash equivalents</b>		
With banks on - current account	30.44	96.68
<b>Total cash and cash equivalents</b>	30.44	96.68

For LICHFL Asset Management Company Limited

*Seema*  
Seema Sridhar  
Director & CEO  
DIN: 10411601

*Kanchan Vartak*  
Kanchan Vartak  
CFO

Place: Mumbai  
Date: April 22, 2025



## INDEPENDENT AUDITOR'S REPORT

To the Members of  
LICHFL Asset Management Company Limited

### Report on the Audit of the Financial Statements

#### Opinion

We have audited the accompanying financial statements of LICHFL Asset Management Company Limited (the "Company"), which comprise the Balance Sheet as at March 31, 2025, and the Statement of Profit and Loss, Statement of Changes in Equity and Statement of Cash Flows for the year then ended, and notes to the financial statements, including material accounting policy information and other explanatory information.

In our opinion and to the best of our information and according to the explanations given to us the aforesaid financial statements give the information required by the Companies Act, 2013 (the "Act") in the manner so required and give a true and fair view in conformity with the Indian Accounting Standards prescribed under section 133 of the Act read with Companies (Indian Accounting Standards) Rules, 2015, as amended ("Ind AS") and other accounting principles generally accepted in India, of the state of affairs of the Company as at March 31, 2025, and profit, other comprehensive income, changes in equity and its cash flows for the year ended on that date.

#### Basis for Opinion

We conducted our audit of the financial statements in accordance with the Standards on Auditing (SAs) specified under section 143(10) of the Act. Our responsibilities under those Standards are further described in the 'Auditor's Responsibilities for the Audit of the Financial Statements' section of our report. We are independent of the Company in accordance with the Code of Ethics issued by the Institute of Chartered Accountants of India ("ICAI") together with the ethical requirements that are relevant to our audit of the financial statements under the provisions of the Act and the Rules thereunder, and we have fulfilled our other ethical responsibilities in accordance with these requirements and the Code of Ethics. We believe that the audit evidence obtained by us is sufficient and appropriate to provide a basis for our opinion.

#### Other Information

The Company's Board of Directors is responsible for the other information. As informed to us, the Company does not have any other information to be included in the annual report.

Our opinion on the financial statements does not cover the other information and we will not express any form of assurance conclusion thereon.



## **Responsibilities of Management and Those Charged with Governance for the Financial Statements**

The Company's Board of Directors is responsible for the matters stated in section 134(5) of the Act, with respect to the preparation of these Financial Statements that give a true and fair view of the State of Affairs, profit and Other Comprehensive Income, Changes in Equity and Cash Flows of the Company in conformity with the Ind AS prescribed under section 133 of the Act read with the Companies (Indian Accounting Standards) Rules, 2015, as amended and other accounting principles generally accepted in India. This responsibility also includes maintenance of adequate accounting records in accordance with the provisions of the Act for safeguarding of the assets of the Company and for preventing and detecting frauds and other irregularities; selection and application of appropriate accounting policies; making judgments and estimates that are reasonable and prudent; and design, implementation and maintenance of adequate internal financial controls, that were operating effectively for ensuring the accuracy and completeness of the accounting records, relevant to the preparation and presentation of the financial statement that give a true and fair view and are free from material misstatement, whether due to fraud or error.

In preparing the financial statements, the Board of Directors are responsible for assessing the Company's ability to continue as a going concern, disclosing, as applicable, matters related to going concern and using the going concern basis of accounting unless the Board of Directors either intends to liquidate the Company or to cease operations, or has no realistic alternative but to do so.

The Board of Directors are also responsible for overseeing the Company's financial reporting process.

## **Auditor's Responsibilities for the Audit of the Financial Statements**

Our objectives are to obtain reasonable assurance about whether the financial statements as a whole are free from material misstatement, whether due to fraud or error, and to issue an auditor's report that includes our opinion. Reasonable assurance is a high level of assurance, but is not a guarantee that an audit conducted in accordance with SAs will always detect a material misstatement when it exists. Misstatements can arise from fraud or error and are considered material if, individually or in the aggregate, they could reasonably be expected to influence the economic decisions of users taken on the basis of these financial statements.

As part of an audit in accordance with SAs, we exercise professional judgment and maintain professional skepticism throughout the audit. We also:

- Identify and assess the risks of material misstatement of the financial statements, whether due to fraud or error, design and perform audit procedures responsive to those risks, and obtain audit evidence that is sufficient and appropriate to provide a basis for our opinion. The risk of not detecting a material misstatement resulting from fraud is higher than for one resulting from error, as fraud may involve collusion, forgery, intentional omissions, misrepresentations, or the override of internal control.



- Obtain an understanding of internal control relevant to the audit in order to design audit procedures that are appropriate in the circumstances. Under section 143(3)(i) of the Act, we are also responsible for expressing our opinion on whether the Company has adequate internal financial controls with reference to financial statements in place and the operating effectiveness of such controls.
- Evaluate the appropriateness of accounting policies used and the reasonableness of accounting estimates and related disclosures made by management and Board of Directors.
- Conclude on the appropriateness of management and Board of Director's use of the going concern basis of accounting and, based on the audit evidence obtained, whether a material uncertainty exists related to events or conditions that may cast significant doubt on the Company's ability to continue as a going concern. If we conclude that a material uncertainty exists, we are required to draw attention in our auditor's report to the related disclosures in the financial statements or, if such disclosures are inadequate, to modify our opinion. Our conclusions are based on the audit evidence obtained up to the date of our auditor's report. However, future events or conditions may cause the Company to cease to continue as a going concern.
- Evaluate the overall presentation, structure and content of the financial statements, including the disclosures, and whether the financial statements represent the underlying transactions and events in a manner that achieves fair presentation.

We communicate with those charged with governance regarding, among other matters, the planned scope and timing of the audit and significant audit findings, including any significant deficiencies in internal control that we identify during our audit.

We also provide those charged with governance with a statement that we have complied with relevant ethical requirements regarding independence, and to communicate with them all relationships and other matters that may reasonably be thought to bear on our independence, and where applicable, related safeguards.

From the matters communicated with those charged to governance, we determine those matters that were most significant in the audit of financial statements for the current period. We describe these matters in the auditor's report unless the law or regulation precludes public disclosure about the matter or when, in extremely rare circumstances, we determine that a matter should not be communicated in our report because the adverse consequences of doing so would reasonably be expected to outweigh the public interest benefits of such communication.

#### **Other Matter**

The numbers and details pertaining to year ended as at 31 March 2024 and notes related thereto in the Statement have been traced from the Financial Statements of the Company audited by MSKA & Associates, Chartered Accountants ('the erstwhile auditors'), vide their unmodified report dated April 19, 2024.

#### **Report on Other Legal and Regulatory Requirements**

1. As required by the Companies (Auditor's Report) Order, 2020 (the "Order"), issued by the Central Government of India in terms of sub-section (11) of section 143 of the Act, we give in "Annexure A" a statement on the matters specified in paragraphs 3 and 4 of the Order, to the extent applicable.




2. As required by Section 143(3) of the Act, we report that:
- (a) We have sought and obtained all the information and explanations which to the best of our knowledge and belief were necessary for the purposes of our audit.
  - (b) In our opinion, proper books of account as required by law have been kept by the Company so far as it appears from our examination of those books.
  - (c) The Balance Sheet, the Statement of Profit and Loss including other comprehensive income, the Statement of Changes in Equity and the Statement of Cash Flow dealt with by this Report are in agreement with the books of account.
  - (d) In our opinion, the aforesaid financial statements comply with the Accounting Standards specified under Section 133 of the Act.
  - (e) On the basis of the written representations received from the directors as on March 31, 2025 taken on record by the Board of Directors, none of the directors are disqualified as on March 31, 2025 from being appointed as a director in terms of Section 164 (2) of the Act.
  - (f) With respect to the adequacy of the internal financial controls with reference to financial statements of the Company and the operating effectiveness of such controls, refer to our separate Report in "Annexure B".
  - (g) With respect to the other matters to be included in the Auditor's Report in accordance with Rule 11 of the Companies (Audit and Auditors) Rules, 2014, in our opinion and to the best of our information and according to the explanations given to us:
    - i. The Company does not have any pending litigations which would impact its financial position.
    - ii. The Company did not have any long-term contracts including derivative contracts for which there were any material foreseeable losses.
    - iii. There were no amounts which were required to be transferred to the Investor Education and Protection Fund by the Company.
    - iv. (i) The management has represented that, to the best of its knowledge and belief, as disclosed in note 40 (D) to the accounts, no funds have been advanced or loaned or invested (either from borrowed funds or share premium or any other sources or kind of funds) by the Company to or in any other person(s) or entity(ies), including foreign entities ("Intermediaries"), with the understanding, whether recorded in writing or otherwise, that the Intermediary shall, directly or indirectly lend or invest in other persons or entities identified in any manner whatsoever ("Ultimate Beneficiaries") by or on behalf of the Company or provide any guarantee, security or the like to or on behalf of the Ultimate Beneficiaries
    - (ii) The management has represented, that, to the best of its knowledge and belief, as disclosed in note 40 (E) to the accounts, no funds have been received by the Company from any persons or entities, including foreign entities ("Funding Parties"), with the understanding, whether recorded in writing or otherwise, that the Company shall, directly or indirectly, lend or invest in other persons or entities identified in any manner whatsoever ("Ultimate Beneficiaries") by or on behalf of the Funding Party or provide any guarantee, security or the like from or on behalf of the Ultimate Beneficiaries
    - (iii) Based on such audit procedures as considered reasonable and appropriate in the circumstances, nothing has come to our notice that has caused us to believe that the representations under sub-clause (4) (i) and (4) (ii) contain any material misstatement



- v. The final dividend paid by the Company during the year in respect of the same declared for the previous year is in accordance with section 123 of the Companies Act 2013 to the extent it applies to payment of dividend. The Board of Directors of the Company have proposed final dividend for the year which is subject to the approval of the members at the ensuing Annual General Meeting. The dividend declared is in accordance with section 123 of the Act to the extent it applies to declaration of dividend. (Refer Note 37 (b) to the financial statements).
- vi. Based on our examination, the Company has used an accounting software for maintaining its books of account which has a feature of recording audit trail (edit log) facility. The audit trail feature has been operating throughout the year for all transactions recorded in the accounting software. Further, during the course of our audit and post implementation, we did not come across any instance of the audit trail feature being tampered with and the audit trail has been preserved by the company as per the statutory requirements for record retention.
3. In our opinion, according to information, explanations given to us, the remuneration paid by the Company to its directors is within the limits laid prescribed under Section 197 read with Schedule V of the Act and the rules thereunder.

For SARDA & PAREEK LLP  
Chartered Accountants  
FRN No. 109262W/W100673

  
CA Niranjan Joshi  
Partner  
Membership No. 102789



UDIN: 25102789BMLJCL1595

Place: Mumbai  
Date: April 22, 2025

**ANNEXURE A TO INDEPENDENT AUDITORS' REPORT OF EVEN DATE ON THE FINANCIAL STATEMENTS OF LICHFL ASSET MANAGEMENT COMPANY LIMITED FOR THE YEAR ENDED MARCH 31, 2025**

[Referred to in paragraph 1 under 'Report on Other Legal and Regulatory Requirements' in the Independent Auditors' Report]

- i.
  - (a) A The Company has maintained proper records showing full particulars including quantitative details and situation of property, plant and equipment, investment property and relevant details of right-of-use assets.
  - (a) B The Company has maintained proper records showing full particulars of intangible assets.
  - (b) Property, Plant and Equipment have been physically verified by the management on an annual basis and no material discrepancies were identified on such verification.
  - (c) According to the information and explanations given to us, there are no immovable properties, the lease agreements are in the name of the Company.
  - (d) According to the information and explanations given to us, and on the basis of our examination of the records of the company, the Company has not revalued its property, plant and Equipment (including Right of Use assets) and intangible assets during the year. Accordingly, the provisions stated under clause 3(i)(d) of the Order are not applicable to the Company.
  - (e) According to the information and explanations given to us and on the basis of our examination of the records of the company, no proceeding has been initiated or pending against the Company for holding benami property under the Benami Transactions (Prohibition) Act, 1988, as amended and rules made thereunder. Accordingly, the provisions stated under clause 3(i)(e) of the Order are not applicable to the Company.
- ii. The Company is involved in the business of rendering services and does not hold any inventory. Accordingly, the provisions stated under clause 3(ii)(a) & (b) of the Order are not applicable to the Company.
- iii. According to the information and explanations provided to us and on the basis of our examination of the records of the company, the Company has not made any investments in, or provided any guarantee or security, or granted any loans or advances in the nature of loans, secured or unsecured, to companies, firms, Limited Liability Partnerships or any other parties. Accordingly, the provisions stated under clause 3(iii) of the Order are not applicable to the Company.
- iv. According to the information and explanations given to us and on the basis of our examination of the records of the company, the Company has neither, directly or indirectly, granted any loan, or provided guarantee or security to any of its directors or to any other person in whom the director is interested, in accordance with the provisions of Section 185 of the Act nor made investments through more than two layers of investment companies in accordance with the provisions of Section 186 of the Act. Accordingly, provisions stated in paragraph 3(iv) of the Order are not applicable to the Company.



- v. According to the information and explanations given to us and on the basis of our examination of the records of the company, the Company has neither accepted any deposits from the public nor any amounts which are deemed to be deposits, within the meaning of Sections 73, 74, 75 and 76 of the Companies Act, 2013 and the rules framed there under. Accordingly, the provisions stated under clause 3(iv) of the Order is not applicable to the Company. Also, there are no amounts outstanding as on March 31, 2025, which are in the nature of deposits.
- vi. The provisions of sub-Section (1) of Section 148 of the Companies Act, 2013 are not applicable to the Company as the Central Government of India has not specified the maintenance of cost records for any of the products/ services of the Company. Accordingly, the provisions stated under clause 3(vi) of the Order are not applicable to the Company.
- vii. (a) According to the information and explanations given to us and the records of the Company examined by us, in our opinion, undisputed statutory dues including goods and services tax, provident fund, income-tax, have been regularly deposited by the Company with appropriate authorities in all cases during the year.
- There are no undisputed amounts payable in respect of Goods and Services tax, provident fund, income-tax, in arrears as at March 31, 2025, outstanding for a period of more than six months from the date they became payable.
- vii. (b) According to the information and explanations given to us and the records of the Company examined by us, there are no dues relating to goods and services tax, provident fund, employees' state insurance, income-tax, cess, and other statutory dues which have not been deposited on account of any dispute.
- viii. According to the information and explanations given to us and on the basis of our examination of the records of the company, there are no transactions which are not accounted in the books of account which have been surrendered or disclosed as income during the year in Income-tax Assessment of the Company. Accordingly, the provision stated under clause 3(viii) of the Order is not applicable to the Company.
- ix. (a) The Company does not have any loans or borrowings or interest thereon due to any lenders during the year. Accordingly, the provision stated under clause 3(ix)(a) to (c) and sub-clause (e) and (f) of the Order is not applicable to the Company.
- (b) According to the information and explanations given to us and on the basis of our audit procedures, we report that the Company has not been declared wilful defaulter by any bank or financial institution or government or any government authority.
- (c) In our opinion and according to the information and explanations provided to us and on the basis of our examination of the records of the company, no money was raised by way of term loans. Accordingly, the provision stated under clause 3(ix)(c) of the Order is not applicable to the Company.
- (d) According to the information and explanation provided to us and on the basis of our examination of the records of the company, there are no funds raised on short term basis or there are no funds raised during the year. Accordingly, the provision stated under clause 3(ix)(d) of the Order is not applicable to the Company.



- (e) The Company does not have any subsidiary, associate, or joint venture. Accordingly, reporting under clause 3(ix)(e) of the order is not applicable to the Company.
  - (f) The Company does not have any subsidiary, associate, or joint venture. Accordingly, reporting under clause 3(ix)(f) of the order is not applicable to the Company.
- x. (a) In our opinion and according to the information explanation given to us and on the basis of our examination of the records of the company, the Company did not raise any money by way of initial public offer or further public offer (including debt instruments) during the year. Accordingly, the provisions stated under clause 3(x)(a) of the Order are not applicable to the Company.
- (b) According to the information and explanations given to us and based on our examination of the records of the Company, the Company has not made any preferential allotment or private placement of shares or fully, partly, or optionally convertible debentures during the year. Accordingly, the provisions stated under clause 3(x)(b) of the Order are not applicable to the Company.
- xi. (a) Based on our examination of the books and records of the Company, carried out in accordance with the generally accepted auditing practices in India, and according to the information and explanations given to us, we report that no material fraud by the Company or on the Company has been noticed or reported during the year in the course of our audit.
- (b) Based on our examination of the books and records of the Company, carried out in accordance with the generally accepted auditing practices in India, and according to the information and explanations given to us, a report under Section 143(12) of the Act, in Form ADT-4, as prescribed under rule 13 of Companies (Audit and Auditors) Rules, 2014 was not required to be filed with the Central Government. Accordingly, the provisions stated under clause 3(xi)(b) of the Order is not applicable to the Company.
- xi. (c) As represented to us by the Management, there are no whistle-blower complaints received by the Company during the year.
- xii. The Company is not a Nidhi Company. Accordingly, the provisions stated under clause 3(xii)(a) to (c) of the Order are not applicable to the Company.
- xiii. According to the information and explanations given to us and based on our examination of the records of the Company, transactions with the related parties are in compliance with Sections 177 and 188 of the Companies Act, 2013, where applicable and details of such transactions have been disclosed in the financial statements as required by the applicable accounting standards.
- xiv. (a) In our opinion and based on our examination, the Company implemented internal audit system on voluntarily basis though not required to have it as per the provisions of the Companies Act, 2013 Accordingly, reporting under clause 3(xiv) of the Order are not applicable to the Company.
- (b) On the basis of the report provided by the management, we have considered the report of the Internal Auditors issued till date for the period under audit.




- xv. According to the information and explanations given to us and based on our examination of the records of the Company, in our opinion, during the year, the Company has not entered into any non-cash transactions with directors or persons connected with its directors and accordingly, the reporting on compliance with the provisions of Section 192 of the Companies Act, 2013 in clause 3(xv) of the Order is not applicable to the Company.
- xvi. (a) The Company is not required to be registered under Section 45 IA of the Reserve Bank of India Act, 1934 (2 of 1934) and accordingly, the provisions stated under clause 3(xvi)(a) of the Order are not applicable to the Company.
- (b) The Company is not engaged in any Non-Banking Financial or Housing Finance activities during the year and accordingly, the provisions stated under clause 3 (xvi)(b) of the Order are not applicable to the Company.
- (c) The Company is not a Core investment Company (CIC) as defined in the regulations made by Reserve Bank of India. Accordingly, the provisions stated under clause 3 (xvi)(c) of the Order are not applicable to the Company.
- (d) According to the information and explanations provided to us, the Group (as defined in the Core Investment Companies (Reserve Bank) Directions, 2016) does not have any Core Investment Company (as part of its group). Accordingly, the provisions stated under clause 3(xvi)(d) of the order are not applicable to the Company.
- xvii. Based on the overall review of financial statements, the Company has not incurred cash losses in the current financial year and in the immediately preceding financial year. Accordingly, the provisions stated under clause 3(xvii) of the Order are not applicable to the Company.
- xviii. There has been no resignation of the statutory auditors during the year. Accordingly, the provisions stated under clause 3(xviii) of the Order are not applicable to the Company.
- xix. According to the information and explanations given to us and on the basis of the financial ratios (as disclosed in note 46 to the financial statements), ageing and expected dates of realization of financial assets and payment of financial liabilities, other information accompanying the financial statements, our knowledge of the Board of Directors and management plans and based on our examination of the evidence supporting the assumptions, nothing has come to our attention, which causes us to believe that any material uncertainty exists as on the date of the audit report that Company is not capable of meeting its liabilities existing at the date of balance sheet as and when they fall due within a period of one year from the balance sheet date. We, however, state that this is not an assurance as to the future viability of the Company. We further state that our reporting is based on the facts up to the date of the audit report and we neither give any guarantee nor any assurance that all liabilities falling due within a period of one year from the balance sheet date, will get discharged by the Company as and when they fall due.



- xx. According to the information and explanations given to us and based on our verification, the provisions of Section 135 of the Companies Act, 2013, are applicable to the Company. The Company has made the required contributions during the year and there are no unspent amounts which are required to be transferred either to a Fund specified in schedule VII of the Companies Act, 2013 or to a Special Account as per the provisions of Section 135 of the Companies Act, 2013 read with schedule VII to the Companies Act, 2013. Accordingly, reporting under clause 3(xx)(a) of the Order is not applicable to the Company.
- (b) There are no ongoing projects and accordingly reporting under Clause 3(xx)(b) of the Order is not applicable to the Company.
- xxi. According to the information and explanations given to us, the Company does not have any Subsidiary, Associate or Joint Venture. Accordingly, reporting under clause 3(xxi) of the Order is not applicable.

For SARDA & PAREEK LLP  
Chartered Accountants  
FRN No. 109262W/W100673

  
CA Niranjan Joshi  
Partner  
Membership No. 102789



UDIN: 25102789BMLJCL1595

Place: Mumbai  
Date: April 22, 2025

**ANNEXURE B TO THE INDEPENDENT AUDITOR'S REPORT OF EVEN DATE ON THE FINANCIAL STATEMENTS OF LICHFL ASSET MANAGEMENT COMPANY LIMITED**

[Referred to in paragraph 2 (f) under 'Report on Other Legal and Regulatory Requirements' in the Independent Auditors' Report of even date to the Members of LICHFL Asset Management Company Limited on the Financial Statements for the year ended March 31, 2025]

**Report on the Internal Financial Controls under Clause (i) of Sub-section 3 of Section 143 of the Companies Act, 2013 ("the Act")**

We have audited the internal financial controls with reference to financial statements of LICHFL Asset Management Company Limited ("the Company") as of March 31, 2025 in conjunction with our audit of the financial statements of the Company for the year ended on that date.

**Opinion**

In our opinion, the Company, including has, in all material respects, an adequate internal financial controls with reference to financial statements and such internal financial controls with reference to financial statements were operating effectively as at March 31, 2025, based on the internal control with reference to financial statements criteria established by the Company considering the essential components of internal control stated in the Guidance Note on Audit of Internal Financial Controls Over Financial Reporting issued by the Institute of Chartered Accountants of India (ICAI) (the "Guidance Note").

**Management's Responsibility for Internal Financial Controls**

The Company's Board of Directors are responsible for establishing and maintaining internal financial controls based on the internal control with reference to financial statements criteria established by the Company considering the essential components of internal control stated in the Guidance Note. These responsibilities include the design, implementation and maintenance of adequate internal financial controls that were operating effectively for ensuring the orderly and efficient conduct of its business, including adherence to Company's policies, the safeguarding of its assets, the prevention and detection of frauds and errors, the accuracy and completeness of the accounting records, and the timely preparation of reliable financial information, as required under the Act.

**Auditors' Responsibility**

Our responsibility is to express an opinion on the Company's internal financial controls with reference to financial statements based on our audit. We conducted our audit in accordance with the Guidance Note and the Standards on Auditing, issued by ICAI and deemed to be prescribed under section 143(10) of the Act, to the extent applicable to an audit of internal financial controls. Those Standards and the Guidance Note require that we comply with ethical requirements and plan and perform the audit to obtain reasonable assurance about whether adequate internal financial controls with reference to financial statements was established and maintained and if such controls operated effectively in all material respects.



Our audit involves performing procedures to obtain audit evidence about the adequacy of the internal financial controls with reference to financial statements and their operating effectiveness. Our audit of internal financial controls with reference to financial statements included obtaining an understanding of internal financial controls with reference to financial statements, assessing the risk that a material weakness exists, and testing and evaluating the design and operating effectiveness of internal control based on the assessed risk. The procedures selected depend on the auditor's judgement, including the assessment of the risks of material misstatement of the financial statements, whether due to fraud or error.

We believe that the audit evidence we have obtained, is sufficient and appropriate to provide a basis for our audit opinion on the Company's internal financial controls with reference to financial statements.


#### **Meaning of Internal Financial Controls With reference to Financial Statements**

A company's internal financial control with reference to financial statements is a process designed to provide reasonable assurance regarding the reliability of financial reporting and the preparation of financial statements for external purposes in accordance with generally accepted accounting principles. A company's internal financial control with reference to financial statements includes those policies and procedures that (1) pertain to the maintenance of records that, in reasonable detail, accurately and fairly reflect the transactions and dispositions of the assets of the company; (2) provide reasonable assurance that transactions are recorded as necessary to permit preparation of financial statements in accordance with generally accepted accounting principles, and that receipts and expenditures of the company are being made only in accordance with authorizations of management and directors of the company; and (3) provide reasonable assurance regarding prevention or timely detection of unauthorized acquisition, use, or disposition of the company's assets that could have a material effect on the financial statements.

#### **Inherent Limitations of Internal Financial Controls With reference to financial statements**

Because of the inherent limitations of internal financial controls with reference to financial statements, including the possibility of collusion or improper management override of controls, material misstatements due to error or fraud may occur and not be detected. Also, projections of any evaluation of the internal financial controls with reference to financial statements to future periods are subject to the risk that the internal financial control with reference to financial statements may become inadequate because of changes in conditions, or that the degree of compliance with the policies or procedures may deteriorate.

For SARDA & PAREEK LLP  
Chartered Accountants  
FRN No. 109262W/W100673

  
CA Niranjn Joshi  
Partner  
Membership No. 102789



UDIN: 25102789BMLJCL1595

Place: Mumbai  
Date: April 22, 2025

LICHFL Asset Management Company Limited  
Balance Sheet as at March 31, 2025

(Rs. in Lakhs)

Particulars	Note	As at March 31, 2025	As at March 31, 2024
<b>ASSETS</b>			
<b>1 Non-current assets</b>			
(a) Property, Plant and Equipment	6	64.91	16.21
(b) Other Intangible assets	7	2.56	3.21
(c) Right of use Asset	8	107.10	240.79
(d) Financial Assets			
(i) Investments	9	1,198.56	804.70
(ii) Other financial assets	10	66.87	62.03
(e) Deferred tax assets (Net)	16	94.39	-
(f) Non Current Tax Assets		48.18	44.11
<b>Total Non-current assets</b>		<b>1,582.57</b>	<b>1,171.05</b>
<b>2 Current assets</b>			
(a) Financial Assets			
(i) Investments	11	4,894.53	5,643.47
(ii) Trade receivables	12	1,098.52	4.88
(iii) Cash and cash equivalents	13	30.44	96.68
(iv) Others	13A	41.83	-
(b) Current Tax Assets (net)	13B	237.38	28.87
(c) Other current assets	13C	28.77	39.39
<b>Total Current assets</b>		<b>6,331.47</b>	<b>5,813.29</b>
<b>Total</b>		<b>7,914.04</b>	<b>6,984.34</b>
<b>1 EQUITY AND LIABILITIES</b>			
<b>Equity</b>			
(a) Equity Share Capital	14	919.44	919.44
(b) Other Equity	15	6,003.45	5,410.32
<b>Total Equity</b>		<b>6,922.89</b>	<b>6,329.76</b>
<b>LIABILITIES</b>			
<b>Non-current Liabilities</b>			
(a) Financial Liabilities			
(i) Lease Liabilities	17	12.69	95.80
(b) Provisions	18	2.45	-
(c) Deferred tax liabilities (Net)	16	-	26.08
(d) Other non-current liabilities	18A	454.81	232.76
<b>Total Non-current liabilities</b>		<b>469.95</b>	<b>354.64</b>
<b>2 Current liabilities</b>			
(a) Financial Liabilities			
(ii) Lease Liabilities	19	99.24	148.62
(iii) Trade Payables			
a) total outstanding dues of micro enterprises and small enterprises	20	-	-
b) total outstanding dues of creditors other than micro enterprises and small enterprises		37.96	46.52
(iv) Other financial liabilities	21	50.00	-
(b) Other current liabilities	22	328.58	104.80
(c) Provisions	23	5.42	-
<b>Total Current liabilities</b>		<b>521.20</b>	<b>299.94</b>
<b>Total</b>		<b>7,914.04</b>	<b>6,984.34</b>

Material accounting policy information

1 to 5

See accompanying notes forming part of the financial statements

6 to 51

As per our report of even date attached

Sarda & Pareek LLP

Chartered Accountants

Firm Registration Number: 109262W/W100673

For and on behalf of the Board of Directors of  
LICHFL Asset Management Company Limited



M. Jagannath  
Chairman  
DIN: 10090437

  
Dhanaajay N. Mungale  
Director  
DIN: 00007563



Niranjan Joshi

Partner

Membership No.: 102789

Place Mumbai

Date: April 22, 2025





Seema Sridhar  
Director & CEO  
DIN: 10411601  
Place - Mumbai  
Date: April 22, 2025



Kamchan Vartak  
CFO



Aakanchha Vyas  
Company Secretary



LICHFL Asset Management Company Limited  
Statement of Profit and Loss for the year ended March 31, 2025

(Rs. in Lakhs)

Particulars	Note	For the year ended March 31, 2025 Audited	For the year ended March 31, 2024 Audited
<b>I Revenue From operations</b>			
Fees and Commission Income	24	1,459.15	1,123.25
Interest Income	25	178.24	121.32
Net Gain on Fair Value Changes	25A	298.74	338.19
		<b>1,936.13</b>	<b>1,582.76</b>
<b>II Other Income</b>	26	8.70	0.23
<b>III Total Income(I+II)</b>		<b>1,944.83</b>	<b>1,582.99</b>
<b>IV EXPENSES</b>			
Employee benefits expenses	27	401.88	291.66
Finance Cost	28	14.06	23.21
Depreciation and amortisation expenses	29	170.46	158.77
Other expenses	30	247.26	190.81
<b>Total expenses</b>		<b>833.66</b>	<b>664.45</b>
<b>V Profit before exceptional items and tax (III-IV)</b>		<b>1,111.17</b>	<b>918.54</b>
<b>VI Exceptional Items</b>		-	-
<b>VII Profit/(loss) before tax (V-VI)</b>		<b>1,111.17</b>	<b>918.54</b>
<b>VIII Tax expense:</b>			
(i) Current Tax		358.73	186.08
(ii) Deferred Tax		(119.31)	74.64
<b>IX Profit for the period after tax (VII-VIII)</b>		<b>871.75</b>	<b>657.82</b>
<b>XIV Other Comprehensive Income/(Loss)</b>			
<b>A</b>			
(i) Items that will not be reclassified to profit or loss		-	-
(ii) Income tax relating to items that will not be reclassified to profit or loss		1.15	-
(iii) Remeasurement of Defined benefit plans (Gratuity)		(3.94)	-
<b>Subtotal (A)</b>		<b>(2.79)</b>	<b>657.82</b>
<b>B</b>			
(i) Items that will be reclassified to profit or loss		-	-
(ii) Income tax relating to items that will be reclassified to profit or loss		-	-
<b>Subtotal (B)</b>		<b>-</b>	<b>-</b>
<b>XV Total Comprehensive Income (XIII+XIV)</b>		<b>868.96</b>	<b>657.82</b>
<b>XVI Earnings per equity share (for continuing operation):</b>	37(a)		
a. Basic		9.45	7.15
b. Diluted		9.45	7.15

Material accounting policy information  
See accompanying notes forming part of the financial statements

1 to 5  
6 to 51

As per our report of even date attached  
Sarda & Pareek LLP  
Chartered Accountants  
Firm Registration Number: 109262W/W100673

For and on behalf of the Board of Directors of  
LICHFL Asset Management Company Limited

*Wojan*  
Niranjan Joshi  
Partner  
Membership No.: 102789  
Place: Mumbai  
Date: April 22, 2025

*M Jagannath*  
M. Jagannath  
Chairman  
DIN: 10090437

*Dhananjay N Mungale*  
Dhananjay N. Mungale  
Director  
DIN: 00007563

*Soama Sridhar*  
Soama Sridhar  
Director & CEO  
DIN: 10411601

*Kanchan Vartak*  
Kanchan Vartak  
CFO

*Aakanchha Vyas*  
Aakanchha Vyas  
Company Secretary



LICHFL Asset Management Company Limited

Cash Flow Statement for the year ended March 31, 2025

(Rs in Lakhs)

Particulars		March 31, 2025	March 31, 2024
<b>A)</b>	<b>Cash flows from Operating Activities</b>		
	Net Profit Before Tax	1111.17	918.54
	Adjustment for :		
	Depreciation and amortization	170.46	158.77
	Profit on sale of assets	(7.50)	-
	Allowance for doubtful debts	0.43	-
	Interest Income	(178.24)	(117.13)
	Net gain on fair value changes	(298.74)	(338.19)
	Interest expense on Lease Liability	14.06	23.21
	<b>Operating Profit before Working Capital Changes</b>	<b>811.64</b>	<b>645.20</b>
	Adjustment for increase or decrease oprating activities		
	Other Current Assets	10.62	8.60
	Other Current liabilities	223.78	(25.58)
	Other non-current financial assets	(0.23)	(5.39)
	Other Financial Assets	(41.83)	-
	Trade payables	(8.56)	(346.76)
	Provisions	3.93	-
	Trade Receivables	(1,093.64)	5.79
	Other Financial liabilities	50.00	-
	Other Non Current liabilities	222.05	(77.58)
	Cash Generated from Operations	177.76	204.28
	Direct Tax Paid during the year	(572.51)	(174.38)
	<b>Net Cash from Operating Activities (A)</b>	<b>(394.75)</b>	<b>29.90</b>
<b>B)</b>	<b>Cash flows from Investing Activities</b>		
	Purchase of fixed asset	(65.10)	(8.73)
	Sale of Fixed Assets	7.50	-
	Purchase of units of mutual fund	(1,625.00)	(1,318.00)
	Proceeds from redemption of units of mutual fund	3,675.11	1,169.80
	Interest received on Bank deposits/Public deposits	147.29	74.76
	Investment in Public Deposit	(2,530.00)	(896.25)
	Proceeds from maturity of Public Deposits	1,454.25	833.85
	Proceeds from Sale of Shares	2.34	-
	Investment / (redemption) in units of LICHFL Real Estate Debt Opportunities Fund I	(337.60)	-
	Investment / (redemption) in units of LICHFL Housing & Infrastructure Fund	41.07	69.10
	<b>Net Cash Used in Investing Activities (B)</b>	<b>769.86</b>	<b>(75.47)</b>
<b>C)</b>	<b>Cash flow from Financing Activities</b>		
	Dividend paid on equity shares	(275.83)	(275.83)
	Repayment of Principal towards Lease Liability	(151.46)	(138.26)
	Interest expense on Lease Liability	(14.06)	(23.21)
	<b>Net Cash from / (Used in) Financing Activities ('C)</b>	<b>(441.35)</b>	<b>(437.30)</b>
	<b>Net Increase / (decrease) in Cash &amp; Bank Balance (A + B + C)</b>	<b>(66.24)</b>	<b>(482.87)</b>
	Cash and Bank Balance as at the beginning of the year	96.68	579.55
	Cash and Bank Balance as at the end of the year	30.44	96.68
	<b>Net Increase / (decrease) in Cash &amp; Bank Balance</b>	<b>(66.24)</b>	<b>(482.87)</b>

Note: 1. Statement of cash flow has been prepared under the Indirect Method as set out in the Indian Accounting Standard (Ind AS ) 7 "Statement of Cash Flows"

(Rs in Lakhs)

2 Cash & Cash equivalent - component of	March 31, 2025	March 31, 2024
- Balances with Bank in Current Account	30.43	96.65
- Cash on Hand	0.01	0.03
3. Changes in liabilities arising from financing activities refer note no 32		

Material accounting policy information

1 to 5

See accompanying notes forming part of the financial statements

6 to 51

As per our report of even date attached

Sarda & Pareek LLP

Chartered Accountants

Firm Registration Number: 109262W/W100673

For and on behalf of the Board of Directors of  
LICHFL Asset Management Company Limited

Niranjan Joshi  
Partner

Membership No.: 102789  
Place : Mumbai  
Date: April 22, 2025



M. Jagannath  
Chairman  
DIN: 10090437

Spema Sridhar  
Director & CEO  
DIN: 10411601  
Place : Mumbai  
Date: April 22, 2025

Kanchan Vartak  
CFO

Dhananjay N. Mungate  
Director  
DIN: 00007563

Aakanchha Vyas  
Company Secretary



1) Current reporting Period

Balance at the beginning of the reporting year Rs	Changes in equity share capital during the year Rs	Restated balance at the beginning of the current reporting period	Changes in equity share capital during the current year	Balance at the end of the reporting year Rs
919.440	-	-	-	919.440

2) Previous reporting Period

Balance at the beginning of the reporting year Rs	Changes in equity share capital during the year Rs	Restated balance at the beginning of the current reporting period	Changes in equity share capital during the current year	Balance at the end of the reporting year Rs
919.440	-	-	-	919.440

Other Equity

1) Current reporting Period

(Rs. in Lakhs)

Particulars	General Reserve Rs	Retained Earnings Rs	Other Comprehensive Income Rs	Total Rs
Balance as at April 1, 2024	72.74	5,337.58	-	5,410.32
Profit for the year	-	871.75	-	871.75
Other comprehensive income	-	(2.79)	-	(2.79)
Dividend Paid	-	(275.83)	-	(275.83)
Balance as at March 31, 2025	72.74	5,930.71	-	6,003.45

2) Previous reporting Period

(Rs. in Lakhs)

Particulars	General Reserve Rs	Retained Earnings Rs	Other Comprehensive Income Rs	Total Rs
Balance as at April 1, 2023	72.74	4,955.59	-	5,028.33
Profit for the year	-	657.82	-	657.82
Other comprehensive income	-	-	-	-
Dividend Paid	-	(275.83)	-	(275.83)
Balance as at March 31, 2024	72.74	5,337.58	-	5,410.32

Material accounting policy information

1 to 5

See accompanying notes forming part of the financial statements

6 to 51

As per our report of even date attached

Sarda & Pareek LLP

Chartered Accountants

Firm Registration Number: 109262W/W100673

For and on behalf of the Board of Directors of  
LICHFL Asset Management Company Limited

M. Jagannath  
Chairman  
DIN: 10090437

Dhananjay N. Mungale  
Director  
DIN: 00007563

Siddha Sridhar  
Director & CEO  
DIN: 10411601

Kanchan Vartak  
CFO

Aakanchha Vyas  
Company Secretary

Niranjan Joshi

Partner

Membership No.: 102789

Place : Mumbai

Date: April 22, 2025

Place : Mumbai  
Date: April 22, 2025



## LICHFL Asset Management Company Ltd.

### Notes to financial statements for the year ended March 31, 2025

#### 1. Background and Nature of Operations

LICHFL Asset Management Company Limited (“the Company”) is a public limited company domiciled in India and incorporated on February 14, 2008 as a private limited company. The Company has entered into an investment management agreement on August 27, 2010 (“Agreement 1”) with LICHFL Trustee Company Private Limited (Trustees to LICHFL Urban Development Fund) and the Company has entered into an Investment Management Agreement on June 5, 2017 (“Agreement 2”) with LICHFL Trustee Company Private Limited (Trustees to LICHFL Housing and Infrastructure Trust). Further the company has entered into an Investment Management Agreement on March 31, 2021 (“Agreement3”) with LICHFL Trustee Company Private Limited (Trustees to LICHFL Real Estate Debt Opportunities Trust). As per the said Agreement 1, Agreement 2, Agreement 3 and Agreement 4 the Company has been appointed as the ‘Investment Manager’ to manage the LICHFL Urban Development Fund (‘LUDF’), LICHFL Housing and Infrastructure Fund (‘LHIF’), LICHFL Real Estate Debt Opportunities Fund – I (‘LRDO’) and LICHFL Real Estate Overseas Fund. The registered address of the company is Bombay Life Building, 2<sup>nd</sup> floor, 45/47, Veer Nariman Road, Mumbai 400 001.

The Financial statements for the year ended March 31, 2025 were authorized for issue in accordance with a resolution of the Directors on April 22, 2025.

#### 2. Basis of preparation of Ind AS Financial Statements

The financial statements of the Company have been prepared in accordance with the provisions of Companies Act, 2013 and the Indian Accounting Standards (Ind AS) notified under the Companies (Indian Accounting Standards) Rules, 2015 (as amended from time to time) issued by ministry of corporate affairs in exercise of the powers conferred by Section 133 of the Companies Act, 2013.

The financial statements have been prepared on a historical cost basis, except for certain financial instruments which have been measured at fair value. The financial statements are presented in Indian Rupees (INR). All amounts have been rounded off to the nearest lakhs unless otherwise indicated.

#### 3. Significant Accounting Policies

##### 3.1. Recognition of interest income

##### 3.1.1. The effective interest rate method

Interest income is recorded using the effective interest rate (EIR) method for all financial instruments measured at amortised cost.

The EIR is the rate that exactly discounts estimated future cash receipts through the expected life of the financial instrument or when appropriate, a shorter period, to the net carrying amount of the financial asset.

The EIR (and therefore, the amortised cost of the asset) is calculated by taking into account any discount or premium on acquisition, fees and costs that are an integral part of the EIR. The Company recognizes interest income using a rate of return that represents the best estimate of a constant rate of return over



the expected life of financial asset. Hence, it recognizes the effect of potentially different interest rates charged at various stages and other characteristics of the product life cycle.

If expectations regarding the cash flows on the financial asset are revised for reasons other than credit risk, the adjustment is booked as a positive or negative adjustment to the carrying amount of the asset in the balance sheet with an increase or reduction in interest income. The adjustment is subsequently amortised through Interest income in the statement of profit and loss.

### **3.1.2. Interest income**

The Company calculates interest income by applying the EIR to the gross carrying amount of financial assets other than credit-impaired assets.

When a financial asset becomes credit-impaired and is therefore, regarded as 'Stage 3', the Company calculates interest income by applying the effective interest rate to the net amortised cost of the financial asset. If the financial assets cures and is no longer credit-impaired, the Company reverts to calculating interest income on a gross basis.

## **3.2. Financial instruments - initial recognition**

### **3.2.1. Date of recognition**

Financial assets and liabilities are initially recognised on the date at which the Company becomes a party to the contractual provisions of the instrument.

### **3.2.2. Initial measurement of financial instruments**

The classification of financial instruments at initial recognition depends on their contractual terms and the business model for managing the instruments. Financial instruments are initially measured at their fair value, except trade receivable which are accounted at transaction price and in the case of financial assets and financial liabilities recorded at FVTPL, transaction costs are added to, or subtracted from, this amount.

### **3.2.3. Measurement categories of financial assets and liabilities**

The Company classifies all of its financial assets based on the business model for managing the assets and the asset's contractual terms, measured at either:

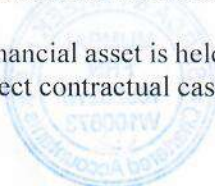
- Amortised cost
- FVOCI
- FVTPL

## **3.3. Financial assets and liabilities**

### **3.3.1. Financial assets at amortised cost such as Public Deposits, Fixed Deposits, Bank Balances, Security Deposit, etc.**

The Company measures Bank balances, Public Deposits, Fixed Deposits, Trade receivables and other financial assets at amortised cost if both of the following conditions are met:

- The financial asset is held within a business model with the objective to hold financial assets in order to collect contractual cash flows.



- The contractual terms of the financial asset give rise on specified dates to cash flows that are solely payments of principal and interest (SPPI) on the principal amount outstanding.

The details of these conditions are outlined below.

### 3.3.1.1. Business model assessment

The Company determines its business model at the level that best reflects how it manages group of financial assets to achieve its business objective.

The Company's business model is not assessed on an instrument-by-instrument basis, but at a higher level of aggregated portfolios and is based on observable factors such as:

- How the performance of the business model and the financial assets held within that business model are evaluated and reported to the entity's key management personnel;
- The risks that affect the performance of the business model (and the financial assets held within that business model) and, in particular, the way those risks are managed;
- How managers of the business are compensated (for example, whether the compensation is based on the fair value of the assets managed or on the contractual cash flows collected); and
- The expected frequency, value and timing of sales are also important aspects of the Company's assessment.

The business model assessment is based on reasonably expected scenarios without taking 'worst case' or 'stress case' scenarios into account. If cash flows after initial recognition are realized in a way that is different from the Company's original expectations, the Company does not change the classification of the remaining financial assets held in that business model, but incorporates such information when assessing newly originated or newly purchased financial assets going forward.

### 3.3.1.2. The SPPI test

As a second step of its classification process the Company assesses the contractual terms of financial to identify whether they meet the SPPI test.

'Principal' for the purpose of this test is defined as the fair value of the financial asset at initial recognition and may change over the life of the financial asset (for example, if there are repayments of principal or amortization of the premium/discount).

The most significant elements of interest within a lending arrangement are typically the consideration for the time value of money and credit risk. To make the SPPI assessment, the Company applies judgement and considers relevant factors such as the currency in which the financial asset is denominated, and the period for which the interest rate is set.

In contrast, contractual terms that introduce a more than de minimize exposure to risks or volatility in the contractual cash flows that are unrelated to a basic lending arrangement do not give rise to contractual cash flows that are solely payments of principal and interest on the amount outstanding. In such cases, the financial asset is required to be measured at FVTPL.



### **3.3.1.3. Fair Value through Other Comprehensive Income (FVTOCI):**

During the year, there are no income / loss on fair value recognized in other comprehensive income.

### **3.3.2. Financial assets and financial liabilities at fair value through profit or loss**

Financial assets and financial liabilities in this category are those that are not held for trading and have been either designated by management upon initial recognition or are mandatorily required to be measured at fair value under Ind AS 109. Management only designates an instrument at FVTPL upon initial recognition when one of the following criteria are met. Such designation is determined on an instrument-by-instrument basis:

- The designation eliminates, or significantly reduces, the inconsistent treatment that would otherwise arise from measuring the assets or liabilities or recognizing gains or losses on them on a different basis, or
- The liabilities are part of the Company's financial liabilities, which are managed and their performance evaluated on a fair value basis, in accordance with a documented risk management or investment strategy.

### **3.4. Impairment of financial assets**

#### **3.4.1. Trade receivables**

In accordance with Ind AS 109, the Company applies expected credit loss (ECL) model for measurement and recognition of impairment loss on the following financial assets and credit risk exposure:

- a) Financial assets that are debt instruments, and are measured at amortised cost.
- b) Trade receivables or any contractual right to receive cash or another financial asset that result from transactions that are within the scope of Ind AS 115.

ECL is the difference between all contractual cash flows that are due to the entity in accordance with the contract and all the cash flows that the entity expects to receive (i.e., all cash shortfalls), discounted at the original EIR.

The Company follows 'simplified approach' for recognition of impairment loss allowance on trade receivables. The application of simplified approach does not require the Company to track changes in credit risk. Rather, it recognizes impairment loss allowance based on lifetime ECL at each reporting date, right from its initial recognition.

To measure the expected credit losses, trade receivables and contract assets have been grouped based on shared credit risk characteristics and the days past due. The expected loss rates are based on average of historical loss rate adjusted to reflect current and available forward-looking information affecting the ability of the customers to settle the receivables. The Company has also computed expected credit loss due to significant delay in collection.

#### **3.4.2 Other financial assets**

For recognition of impairment loss on financial assets and risk exposure, the Company determines that whether there has been a significant increase in the credit risk since initial recognition. If credit risk has not increased significantly, 12-month ECL is used to provide for impairment loss. However, if credit risk has increased significantly, lifetime ECL is used. If in subsequent years, credit quality of the



instrument improves such that there is no longer a significant increase in credit risk since initial recognition, then the entity reverts to recognizing impairment loss allowance based on 12-month ECL.

Life-time ECLs are the expected credit losses resulting from all possible default events over the expected life of a financial instrument. The 12-month ECL is a portion of the lifetime ECL which results from default events that are possible within 12 months after the year end.

ECL is the difference between all contractual cash flows that are due to the Company in accordance with the contract and all the cash flows that the entity expects to receive (i.e. all shortfalls), discounted at the original EIR. When estimating the cash flows, an entity is required to consider all contractual terms of the financial instrument (including prepayment, extension etc.) over the expected life of the financial instrument. However, in rare cases when the expected life of the financial instrument cannot be estimated reliably, then the entity is required to use the remaining contractual term of the financial instrument.

ECL impairment loss allowance (or reversal) recognized during the year is recognized as income/expense in the statement of profit and loss. In balance sheet ECL for financial assets measured at amortized cost is presented as an allowance, i.e. as an integral part of the measurement of those assets in the balance sheet. The allowance reduces the net carrying amount. Until the asset meets write off criteria, the Company does not reduce impairment allowance from the gross carrying amount.

### 3.5 Determination of fair value

The Company measures financial instruments at fair value at each balance sheet date. Fair value is the price that would be received to sell an asset or paid to transfer a liability in an orderly transaction between market participants at the measurement date. The fair value measurement is based on the presumption that the transaction to sell the asset or transfer the liability takes place either:

- ▶ In the principal market for the asset or liability, or
- ▶ In the absence of a principal market, in the most advantageous market for the asset or liability

The principal or the most advantageous market must be accessible by the Company.

The fair value of an asset or a liability is measured using the assumptions that market participants would use when pricing the asset or liability, assuming that market participants act in their economic best interest.

A fair value measurement of a non-financial asset takes into account a market participant's ability to generate economic benefits by using the asset in its highest and best use or by selling it to another market participant that would use the asset in its highest and best use.

The Company uses valuation techniques that are appropriate in the circumstances and for which sufficient data are available to measure fair value, maximizing the use of relevant observable inputs and minimizing the use of unobservable inputs.

In order to show how fair values have been derived, financial instruments are classified based on a hierarchy of valuation techniques, as summarized below:

- ▶ Level 1 financial instruments - Those where the inputs used in the valuation are unadjusted quoted prices from active markets for identical assets or liabilities that the Company has access to at the measurement date. The Company considers markets as active only if there are sufficient trading



activities with regards to the volume and liquidity of the identical assets or liabilities and when there are binding and exercisable price quotes available on the balance sheet date.

► Level 2 financial instruments - Those where the inputs that are used for valuation and are significant, are derived from directly or indirectly observable market data available over the entire period of the instrument's life. Such inputs include quoted prices for similar assets or liabilities in active markets, quoted prices for identical instruments in inactive markets and observable inputs other than quoted prices such as interest rates and yield curves, implied volatilities, and credit spreads. In addition, adjustments may be required for the condition or location of the asset or the extent to which it relates to items that are comparable to the valued instrument.

However, if such adjustments are based on unobservable inputs which are significant to the entire measurement, the Company will classify the instruments as Level 3.

► Level 3 financial instruments - Those that include one or more unobservable input that is significant to the measurement as whole.

For assets and liabilities that are recognised in the financial statements on a recurring basis, the Company determines whether transfers have occurred between levels in the hierarchy by re-assessing categorization (based on the lowest level input that is significant to the fair value measurement as a whole) at the end of each reporting period.

The Company evaluates the levelling at each reporting period on an instrument-by-instrument basis and reclassifies instruments when necessary based on the facts at the end of the reporting period.

### **3.6 Foreign currency translation**

#### **3.6.1 Functional and presentational currency**

The financial statements are presented in INR which is also functional currency of the company.

#### **3.6.2 Transactions and balances**

Transactions in foreign currencies are initially recorded in the functional currency at the spot rate of exchange ruling at the date of the transaction.

Monetary assets and liabilities denominated in foreign currencies are retranslated into the functional currency at the spot rate of exchange at the reporting date. All differences arising on non-trading activities are taken to other income/expense in the statement of profit and loss.

Non-monetary items that are measured at historical cost in a foreign currency are translated using the spot exchange rates as at the date of recognition.



### 3.7 Leases

The Company assesses each contract or arrangement, whether it qualifies as lease as defined under Ind AS 116.

#### The Company as a lessee

The Company assesses, whether the contract is, or contains, a lease. A contract is, or contains, a lease if the contract involves—

- (a) the use of an identified asset,
- (b) the right to obtain substantially all the economic benefits from use of the identified asset, and
- (c) the right to direct the use of the identified asset.

The Company at the inception of the lease contract recognizes a Right-of-Use (RoU) asset at cost and corresponding lease liability, except for leases with term of less than twelve months (short term) and low-value assets.

The cost of the right-of-use assets comprises the amount of the initial measurement of the lease liability, any lease payments made at or before the inception date of the lease plus any initial direct costs, less any lease incentives received. Subsequently, the right-of-use assets is measured at cost less any accumulated depreciation and accumulated impairment losses, if any. The right-of-use assets is depreciated using the straight-line method from the commencement date over the shorter of lease term or useful life of right-of-use assets.

For lease liabilities at inception, the Company measures the lease liability at the present value of the lease payments that are not paid at that date. The lease payments are discounted using the interest rate implicit in the lease, if that rate is readily determined, if that rate is not readily determined, the lease payments are discounted using the incremental borrowing rate.

The Company recognizes the amount of the re-measurement of lease liability as an adjustment to the right-of-use assets. Where the carrying amount of the right-of-use assets is reduced to zero and there is a further reduction in the measurement of the lease liability, the Company recognizes any remaining amount of the re-measurement in consolidated statement of income.

The Company determines the lease term as the non-cancellable period of a lease, together with both periods covered by an option to extend the lease if the Company is reasonably certain to exercise that option; and periods covered by an option to terminate the lease if the Company is reasonably certain not to exercise that option. In assessing whether the Company is reasonably certain to exercise an option to extend a lease, or not to exercise an option to terminate a lease, it considers all relevant facts and circumstances that create an economic incentive for the Company to exercise the option to extend the lease, or not to exercise the option to terminate the lease. The Company revises the lease term if there is a change in the non-cancellable period of a lease.

For short-term and low value leases, the Company recognizes the lease payments as an operating expense on a straight-line basis over the lease term.

Lease liability and ROU asset have been separately presented in the Balance Sheet and Lease payments have been classified as Cash flow used in Financing activities.



### 3.8 Recognition of income and expenses

Revenue (other than for those items to which Ind AS 109 *Financial Instruments* is applicable) is measured at fair value of the consideration received or receivable. Ind AS 115 *Revenue from contracts with customers* outlines a single comprehensive model of accounting for revenue arising from contracts with customers and supersedes current revenue recognition guidance found within Ind AS.

The Company recognises revenue from contracts with customers based on a five-step model as set out in Ind AS 115:

**Step 1:** Identify contract(s) with a customer: A contract is defined as an agreement between two or more parties that creates enforceable rights and obligations and sets out the criteria for every contract that must be met.

**Step 2:** Identify performance obligations in the contract: A performance obligation is a promise in a contract with a customer to transfer a good or service to the customer.

**Step 3:** Determine the transaction price: The transaction price is the amount of consideration to which the Company expects to be entitled in exchange for transferring promised goods or services to a customer, excluding amounts collected on behalf of third parties.

**Step 4:** Allocate the transaction price to the performance obligations in the contract: For a contract that has more than one performance obligation, the Company allocates the transaction price to each performance obligation in an amount that depicts the amount of consideration to which the Company expects to be entitled in exchange for satisfying each performance obligation.

**Step 5:** Recognise revenue when (or as) the Company satisfies a performance obligation.

#### 3.8.1 Income from services

Revenues from investment management services is recognized in accordance with the Investment Management Agreement read with Contribution Agreement entered by the Fund with its Investors.

#### **Non-refundable upfront one time fees charged from investor:**

The Company has identified investor as its customer for its Alternative investment fund. The Company charge a non-refundable upfront set-up fee, which is to compensate Company for the cost incurred in setting up of fund or other administrative costs. These activities are administrative task and do not depict transfer of service to customer. These non-refundable up-front set-up fees are considered as an advance payment for future services and amortised using straight line method over the expected agreement period with customer.

Unamortised amount is disclosed as "Deferred one time set up fees" under other non-financial liabilities.



### 3.9 Cash and cash equivalents

Cash and cash equivalent in the balance sheet comprise cash at banks and on hand and short-term deposits with an original maturity of three months or less, which are subject to an insignificant risk of changes in value.

### 3.10 Property, Plant and Equipment

Property Plant and Equipment is stated at cost excluding the costs of day-to-day servicing, less accumulated depreciation and accumulated impairment in value.

#### Transition to Ind AS

On transition to Ind AS, the Company has elected to continue with the carrying value of all of its Property, Plant and Equipment recognized as at April 01, 2017 measured as per the Indian GAAP and use that carrying value as the deemed cost of the Property, Plant and Equipment.

Depreciation is calculated using the straight-line method to write down the cost of Property, Plant and Equipment to their residual values over their estimated useful lives. Land is not depreciated.

The estimated useful lives are, as follows:

- ▶ Computer hardware - 3 years
- ▶ Office Equipment - 5 years
- ▶ Vehicles - 5 years
- ▶ Furniture - 10 years

The Company, based on management estimate, depreciates certain items over estimated useful lives which are different from the useful life prescribed in Schedule II to the Companies Act, 2013. The management believes that these estimated useful lives are realistic and reflect fair approximation of the period over which the assets are likely to be used.

The residual values, useful lives and methods of depreciation of Property, Plant and Equipment are reviewed at each financial year end and adjusted prospectively, if appropriate

Property Plant and Equipment is derecognised on disposal or when no future economic benefits are expected from its use. Any gain or loss arising on derecognition of the asset (calculated as the difference between the net disposal proceeds and the carrying amount of the asset) is recognised in other income / expense in the statement of profit and loss in the year the asset is derecognised. The date of disposal of an item of Property, Plant and Equipment is the date the recipient obtains control of that item in accordance with the requirements for determining when a performance obligation is satisfied in Ind AS 115.

### 3.11 Intangible assets

An intangible asset is recognised only when its cost can be measured reliably and it is probable that the expected future economic benefits that are attributable to it will flow to the Company.

Intangible assets acquired separately are measured on initial recognition at cost. The cost of intangible assets acquired in a business combination is their fair value as at the date of acquisition. Following initial



recognition, intangible assets are carried at cost less any accumulated amortisation and any accumulated impairment losses.

### **Transition to Ind AS**

On transition to Ind AS, the Company has elected to continue with the carrying value of all of its Intangible assets recognized as at April 01, 2017 measured as per the Indian GAAP and use that carrying value as the deemed cost of the Intangible assets.

The useful lives of intangible assets are assessed to be either finite or indefinite. Intangible assets with finite lives are amortised over the useful economic life. The amortisation period and the amortisation method for an intangible asset with a finite useful life are reviewed at least at each financial year-end. Changes in the expected useful life, or the expected pattern of consumption of future economic benefits embodied in the asset, are accounted for by changing the amortisation period or methodology, as appropriate, which are then treated as changes in accounting estimates. The amortisation expense on intangible assets with finite lives is presented as a separate line item in the statement of profit and loss.

Amortisation is calculated using the straight-line method to write down the cost of intangible assets to their residual values over their estimated useful lives, as follows:

- ▶ Computer software - 5 years

### **3.12 Impairment of Non-Financial assets**

The Company assesses at each year end whether there is any objective evidence that a non-financial asset or a group of non-financial assets is impaired. If any such indication exists, the Company estimates the asset's recoverable amount and the amount of impairment loss.

An impairment loss is calculated as the difference between an asset's carrying amount and recoverable amount. Losses are recognized in Statement of Profit and Loss and reflected in an allowance account. When the Company considers that there are no realistic prospects of recovery of the asset, the relevant amounts are written off. If the amount of impairment loss subsequently decreases and the decrease can be related objectively to an event occurring after the impairment was recognised, then the previously recognised impairment loss is reversed through Statement of Profit and Loss.

The recoverable amount of an asset or cash-generating unit (as defined below) is the greater of its value in use and its fair value less costs to sell. In assessing value in use, the estimated future cash flows are discounted to their present value using a pre-tax discount rate that reflects current market assessments of the time value of money and the risks specific to the asset. For the purpose of impairment testing, assets are grouped together into the smallest group of assets that generates cash inflows from continuing use that are largely independent of the cash inflows of other assets or groups of assets (the "cash-generating unit").

### **3.13 Retirement and other employee benefits**

Retirement benefit in the form of provident fund is a defined contribution scheme. The Company's contributions to the provident fund are charged to the statement of profit and loss for the year when the contributions are due. The Company has no obligation, other than the contribution payable to the provident fund.



The Company had more than ten employees during the year and hence The Payment of Gratuity Act, 1972 is applicable to the Company. Accordingly, the Company has taken a gratuity policy from LIC of India in and paid / provided the applicable premium and contribution to LIC of India. Same is recorded in the books for benefit of the employees of the Company.

With respect to personnel on deputation to the Company, the accrual of retirement benefits for such personnel is done by their respective employers. The respective employers instruct the amount to be remitted towards Gratuity, Provident Fund, Insurance, etc. and the amount is reimbursed as per the instructions of the employers every month.

### 3.14 Provisions, Contingent liabilities, commitments and leasing arrangements

Provisions are recognised when the Company has a present obligation (legal or constructive) as a result of past events, and it is probable that an outflow of resources embodying economic benefits will be required to settle the obligation, and a reliable estimate can be made of the amount of the obligation. When the effect of the time value of money is material, the Company determines the level of provision by discounting the expected cash flows at a pre-tax rate reflecting the current rates specific to the liability. The expense relating to any provision is presented in the statement of profit and loss net of any reimbursement.

To meet the financial needs of customers, the company enters into various irrevocable commitments, which primarily consist of undrawn commitment to lend. Further the company is also exposed to contingent liabilities arising from legal claims.

**Onerous contracts:** Present obligations arising under onerous contracts are recognised and measured as provisions. An onerous contract is considered to exist where the Company has a contract under which the unavoidable costs of meeting the obligations under the contract exceed the economic benefits expected to be received from the contract.

### 3.15 Earnings per share

Basic earnings per share are calculated by dividing the net profit or loss for the period attributable to equity shareholders (after deducting preference dividends and attributable taxes) by the weighted average number of equity shares outstanding during the period.

The weighted average number of equity shares outstanding during the period is adjusted for events such as bonus issue, bonus element in a rights issue, share split, and reverse share split (consolidation of shares) that have changed the number of equity shares outstanding, without a corresponding change in resources.

For the purpose of calculating diluted earnings per share, the net profit or loss for the period attributable to equity shareholders and the weighted average number of shares outstanding during the period is adjusted for the effects of all dilutive potential equity shares.



### 3.16 Statement of Cash Flow

Cash flows are reported using the indirect method, whereby profit / (loss) before tax is adjusted for the effects of transactions of non-cash nature and any deferrals or accruals of past or future cash receipts or payments. The cash flows from operating, investing and financing activities of the Company are segregated based on the available information.

### 3.17 Taxes

#### 3.17.1 Current tax

Current tax assets and liabilities for the current and prior years are measured at the amount expected to be recovered from, or paid to, the taxation authorities. The tax rates and tax laws used to compute the amount are those that are enacted, or substantively enacted, by the reporting date in the countries where the Company operates and generates taxable income.

Current income tax relating to items recognised outside profit or loss is recognised outside profit or loss (either in other comprehensive income or in equity). Current tax items are recognised in correlation to the underlying transaction either in OCI or directly in equity. Management periodically evaluates positions taken in the tax returns with respect to situations in which applicable tax regulations are subject to interpretation and establishes provisions where appropriate.

#### 3.17.2 Deferred tax

Deferred tax is provided on temporary differences at the reporting date between the tax bases of assets and liabilities and their carrying amounts for financial reporting purposes.

Deferred tax liabilities are recognised for all taxable temporary differences, except:

- ▶ Where the deferred tax liability arises from the initial recognition of goodwill or of an asset or liability in a transaction that is not a business combination and, at the time of the transaction, affects neither the accounting profit nor taxable profit or loss;

Deferred tax assets are recognised for all deductible temporary differences, the carry forward of unused tax credits and any unused tax losses. Deferred tax assets are recognised to the extent that it is probable that taxable profit will be available against which the deductible temporary differences, and the carry forward of unused tax credits and unused tax losses can be utilised, except:

- ▶ When the deferred tax asset relating to the deductible temporary difference arises from the initial recognition of an asset or liability in a transaction that is not a business combination and, at the time of the transaction, affects neither the accounting profit nor taxable profit or loss

- ▶ In respect of deductible temporary differences associated with investments in subsidiaries, associates and interests in joint ventures, deferred tax assets are recognised only to the extent that it is probable that the temporary differences will reverse in the foreseeable future and taxable profit will be available against which the temporary differences can be utilised.



The carrying amount of deferred tax assets is reviewed at each reporting date and reduced to the extent that it is no longer probable that sufficient taxable profit will be available to allow all or part of the deferred tax asset to be utilised. Unrecognised deferred tax assets are re-assessed at each reporting date and are recognised to the extent that it has become probable that future taxable profits will allow the deferred tax asset to be recovered.

Deferred tax assets and liabilities are measured at the tax rates that are expected to apply in the year when the asset is realised or the liability is settled, based on tax rates (and tax laws) that have been enacted or substantively enacted at the reporting date.

Deferred tax relating to items recognised outside profit or loss is recognised outside profit or loss (either in other comprehensive income or in equity). Deferred tax items are recognised in correlation to the underlying transaction either in OCI or directly in equity.

Deferred tax assets and deferred tax liabilities are offset if a legally enforceable right exists to set off current tax assets against current tax liabilities and the deferred taxes relate to the same taxable entity and the same taxation authority.

The Company reviews the carrying amount of deferred tax assets at the end of each reporting period. The policy for the same has been explained in above paragraph.

### **3.18 Dividends on ordinary shares**

The Company recognises a liability of dividend to equity holders of the Company when the distribution is authorised and the distribution is no longer at the discretion of the Company. As per the corporate laws in India, a distribution is authorised when it is approved by the shareholders. A corresponding amount is recognised directly in equity.

## **4 Significant accounting judgements, estimates and assumptions**

The preparation of the Company's financial statements requires management to make judgements, estimates and assumptions that affect the reported amount of revenues, expenses, assets and liabilities, and the accompanying disclosures, as well as the disclosure of contingent liabilities. Uncertainty about these assumptions and estimates could result in outcomes that require a material adjustment to the carrying amount of assets or liabilities affected in future periods.

### **4.1 Fair value of financial instruments**

The fair value of financial instruments is the price that would be received to sell an asset or paid to transfer a liability in an orderly transaction in the principal (or most advantageous) market at the measurement date under current market conditions (i.e., an exit price) regardless of whether that price is directly observable or estimated using another valuation technique. When the fair values of financial assets and financial liabilities recorded in the balance sheet cannot be derived from active markets, they are determined using a variety of valuation techniques that include the use of valuation models. The inputs to these models are taken from observable markets where possible, but where this is not feasible, estimation is required in establishing fair values. Judgements and estimates include considerations of liquidity and model inputs related to items such as credit risk (both own and counterparty), funding value



adjustments, correlation and volatility. For further details about determination of fair value please see Note 3.5 and Note 39.

#### 4.2 Provisions

Provisions are recognized when there is a present obligation as a result of a past event, it is probable that an outflow of resources embodying economic benefits will be required to settle the obligation and there is a reliable estimate of the amount of the obligation. Provisions are measured at the best estimate of the expenditure required to settle the present obligation at the Balance sheet date.

#### 5 Useful life of Property, Plant and Equipment including intangible assets

Residual values, useful lives and methods of depreciation of Property, Plant and Equipment are reviewed at each financial year end and adjusted prospectively, if appropriate. Assumption also need to be made, when company assesses, whether as asset may be capitalised and which components of the cost of the assets may be capitalised.

Determining whether the Property, Plant and Equipment are impaired requires an estimate in the value in use of plant and equipment. The value in use calculation requires the Management to estimate the future cash flows expected to arise from the Property, Plant and Equipment and a suitable discount rate in order to calculate present value. When the actual cash flows are less than expected, a material impairment loss may arise.



Note 6. Property, Plant & Equipment

(Rs. in Lakhs)

Particulars	Office equipment	Computer hardware	Vehicles	Furniture and fixtures	Total
At March 31, 2023	9.78	16.06	19.88	0.59	46.31
Additions	0.04	5.47	-	-	5.51
Disposals	-	-	-	-	-
At March 31, 2024	9.82	21.53	19.88	0.59	51.82
Additions	-	1.20	63.90	-	65.10
Disposals	-	-	19.88	-	-
At March 31, 2025	9.82	22.73	103.66	0.59	116.92
Depreciation					
At March 31, 2023	1.97	9.61	15.02	0.02	26.62
Charge for the year	1.72	3.21	4.00	0.06	8.99
Disposals	-	-	-	-	-
At March 31, 2024	3.69	12.82	19.02	0.08	35.61
Charge for the year	1.59	4.19	10.56	0.06	16.40
Disposals	-	-	-	-	-
At March 31, 2025	5.28	17.01	29.58	0.14	52.01
Net Block					
At March 31, 2024	6.13	8.71	0.86	0.51	16.21
At March 31, 2025	4.54	5.72	74.08	0.45	64.91

Note 7. Intangible Assets

(Rs. in Lakhs)

Particulars	Computer software
At March 31, 2023	1.28
Additions	3.24
Disposals	-
At March 31, 2024	4.52
Additions	-
Disposals	-
At March 31, 2025	4.52
Depreciation	
At March 31, 2023	1.23
Charge for the year	0.08
Disposals	-
At March 31, 2024	1.31
Charge for the year	0.65
Disposals	-
At March 31, 2025	1.96
Net Block	
At March 31, 2024	3.21
At March 31, 2025	2.56

Note 8. Right of Use Asset

(Rs. in Lakhs)

Particulars	Buildings
At March 31, 2023	449.13
Additions	-
Disposals	-
At March 31, 2024	449.13
Additions	19.72
Disposals	-
At March 31, 2025	468.85
Depreciation	
At March 31, 2023	58.61
Charge for the year	149.72
Disposals	-
At March 31, 2024	208.33
Charge for the year	153.41
Disposals	-
At March 31, 2025	361.74
Net Block	
At March 31, 2023	390.51
At March 31, 2024	240.79
At March 31, 2025	107.10



Note 9. Financial Assets : Investments- Non Current Assets

(Rs. in Lakhs)

Particulars	As at March 31, 2025	As at March 31, 2024
<b>Unquoted</b>		
<b>Investments in Shares (at fair value through Profit &amp; Loss)</b>		
Investment in Shares	-	0.03
<b>Investment in Corporate Fixed Deposit (at amortised cost)</b>		
Corporate Fixed Deposits with LIC Housing Finance Ltd a related party	253.93	228.99
<b>Investment in Mutual Funds / other funds and shares (Fair Value through Profit &amp; Loss)</b>		
Mutual Funds	-	-
Venture Capital Funds	2.16	2.09
Alternative Investment Funds	942.47	573.59
<b>Total</b>	<b>1,198.56</b>	<b>804.70</b>

Aggregate amount of unquoted investment 1,198.56 804.70

Note 10. Other Financial Assets

(Rs. in Lakhs)

Particulars	As at March 31, 2025	As at March 31, 2024
<b>Unsecured Considered Good</b>		
(i) Security Deposit (FVTPL) (at amortised cost)		
Security Deposit	66.14	61.08
(ii) Other Security Deposit		
Other Deposit	0.73	0.95
<b>Total</b>	<b>66.87</b>	<b>62.03</b>

Note 11. Financial Assets : Investments- Current

(Rs. in Lakhs)

Particulars	As at March 31, 2025	As at March 31, 2024
<b>Unquoted</b>		
<b>Investment in Corporate Fixed Deposit (at amortised cost)</b>		
Corporate Fixed Deposits with LIC Housing Finance Ltd a related party	2,653.08	1,575.92
<b>Investment in Mutual Funds (Fair Value through Profit &amp; Loss)</b>		
Mutual funds	2,241.45	4,067.55
<b>Total</b>	<b>4,894.53</b>	<b>5,643.47</b>

Note 12. Financial Assets : Trade Receivable

(Rs. in Lakhs)

Particulars	As at March 31, 2025	As at March 31, 2024
<b>Unsecured, Considered Good</b>		
Trade Receivable	1,098.52	4.88
Trade receivable which have significant increase in credit risk	0.43	-
Less: Allowances for which having significant increase in credit risk	0.43	-
<b>Total</b>	<b>1,098.52</b>	<b>4.88</b>

(Rs. in Lakhs)

Particulars	As at March 31, 2025	As at March 31, 2024
<b>Disputed</b>		
(a) Secured, considered good;	-	-
(b) Unsecured, considered good;	-	-
(c) Trade receivable - which has significant increase in credit risk	-	-
<b>Undisputed</b>		
(a) Secured, considered good;		
Outstanding for following periods from due date of payment		
- Less than 6 months	-	-
- 6 Months to 1 Year	-	-
- 1 to 2 Years	-	-
- 2 to 3 Years	-	-
- More than 3 Years	-	-
(b) Unsecured, considered good.;		
Outstanding for following periods from due date of payment		
- Less than 6 months	1,098.52	4.45
- 6 Months to 1 Year	-	-
- 1 to 2 Years	-	-
- 2 to 3 Years	-	0.43
- More than 3 Years	-	-
(c) Trade receivable - which has significant increase in credit risk		
- Less than 6 months	-	-
- 6 Months to 1 Year	-	-
- 1 to 2 Years	-	-
- 2 to 3 Years	-	-
- More than 3 Years	-	-
<b>Total</b>	<b>1,098.95</b>	<b>4.88</b>



**Note 13. Financial Assets- Current  
Cash and Cash Equivalents**

(Rs. in Lakhs)

Particulars	As at March 31, 2025	As at March 31, 2024
(a) Cash and Cash Equivalents		
Cash on Hand	0.01	0.03
Balances with Banks:		
– In Current Account	30.43	96.65
<b>Total</b>	<b>30.44</b>	<b>96.68</b>

**Note 13A Other Financial Assets**

(Rs. in Lakhs)

Particulars	As at March 31, 2025	As at March 31, 2024
Unsecured, considered good Other Receivable	41.83	-
<b>Total</b>	<b>41.83</b>	<b>-</b>

**Note 13B Current Tax**

(Rs. in Lakhs)

Particulars	As at March 31, 2025	As at March 31, 2024
Current Tax Assets (Net of provision for tax - Rs 358 Lakhs, P.Y. Rs 183.35 Lakhs)	237.38	28.87
<b>Total</b>	<b>237.38</b>	<b>28.87</b>

**Note 13C Other Current Assets**

(Rs. in Lakhs)

Particulars	As at March 31, 2025	As at March 31, 2024
Balance with Government Authorities	15.95	8.17
Prepaid Expenses	12.82	1.22
Other Assets	-	30.00
<b>Total</b>	<b>28.77</b>	<b>39.39</b>



## Note 14.: Equity Share capital

(Rs. in Lakhs)

Particulars	(Rs. in Lakhs)	
	As at March 31, 2025	As at March 31, 2024
<b>Authorised shares</b>		
10,000,000 (March 31, 2024: 10,000,000) Equity Shares of Rs.10 each	1,000.00	1,000.00
<b>Issued, subscribed and fully paid-up shares</b>		
9,194,400 (March 31, 2024: 9,194,400) Equity Shares of Rs.10 each	919.44	919.44
<b>Total issued, subscribed and fully paid-up share capital</b>	<b>919.44</b>	<b>919.44</b>

## a. Reconciliation of equity shares outstanding at the beginning and at the end of the year

Particulars	(Rs. in Lakhs)	
	As at March 31, 2025	As at March 31, 2024
<b>At the beginning of the year</b>		
Issued during the year	919.44	919.44
<b>Outstanding at the end of the year</b>	<b>919.44</b>	<b>919.44</b>

## b. Terms/rights attached to equity shares

The Company has only one class of equity shares having par value of Rs. 10/- per share. Each holder of equity shares is entitled to one vote per share. No dividend has been declared by the Company during the year. In the event of liquidation of the Company, the holders of equity shares will be entitled to receive remaining assets of the Company, after distribution of all preferential amounts. The distribution will be in proportion to the number of equity shares held by the shareholders.

## c. Shares held by holding/ultimate holding company and/or their subsidiaries/associates

Out of equity shares issued by the Company, shares held by its holding company:

Particulars	(Rs. in Lakhs)	
	As at March 31, 2025	As at March 31, 2024
<b>Equity Shares held by holding company</b>		
Name of the shareholders - LIC Housing Finance Limited		
No of Equity Shares held	87,00,000	87,00,000
Percentage of holding	94.62%	94.62%

## d. Details of shareholders holding more than 5% shares in the Company

Name of the shareholder	As at March 31, 2025		As at March 31, 2024	
	No. of shares	% of Holding	No. of shares	% of Holding
<b>Equity shares of Rs. 10/- each, fully paid-up</b>				
LIC Housing Finance Limited, the holding company and its Nominees	87,00,000	94.62%	87,00,000	94.62%
Life Insurance Corporation of India, enterprise having significant influence	4,94,400	5.38%	4,94,400	5.38%
<b>Total</b>	<b>91,94,400</b>	<b>100.00%</b>	<b>91,94,400</b>	<b>100.00%</b>

## e. Shareholding of Promoters:

Name of the shareholder	As at March 31, 2025			As at March 31, 2024		
	No. of shares	% of Holding	% Change during the year	No. of shares	% of Holding	% Change during the year
<b>Equity shares of Rs. 10/- each, fully paid-up</b>						
LIC Housing Finance Limited, the holding company and its Nominees	87,00,000	94.62%	-	87,00,000	94.62%	-
Life Insurance Corporation of India, enterprise having significant influence	4,94,400	5.38%	-	4,94,400	5.38%	-
<b>Total</b>	<b>91,94,400</b>	<b>100.00%</b>	<b>-</b>	<b>91,94,400</b>	<b>100.00%</b>	<b>-</b>

## f. Dividend paid on equity shares

(Rs. in Lakhs)

Particulars	(Rs. in Lakhs)	
	As at March 31, 2025 Rs	As at March 31, 2024 Rs
Dividend paid during the year	275.83	275.83

## Note.15: Other Equity

(Rs. in Lakhs)

Particulars	(Rs. in Lakhs)	
	As at March 31, 2025 Rs	As at March 31, 2024 Rs
<b>General Reserve</b>		
Balance as per last financial Statement	72.74	72.74
Additions during the year	-	-
<b>Closing Balance</b>	<b>72.74</b>	<b>72.74</b>
<b>Surplus/(deficit) in the Statement of Profit and Loss</b>		
Balance as per last financial statements	5,337.58	4,955.59
Surplus/(Deficit) for the year	868.96	657.82
	(275.83)	(275.83)
<b>Net Surplus/(deficit) in the Statement of Profit and Loss</b>	<b>5,930.71</b>	<b>5,337.58</b>
<b>Closing Balance</b>	<b>6,003.45</b>	<b>5,410.32</b>

Note:- 10(a)

(ii) Capital Reserve - Initial contribution received from settlor of the funds transfer to the capital reserve.

(iii) Retained Earnings - Retained earnings are the profits that the Company has earned till date, less any transfers to general reserve, dividends or other distributions paid to shareholders



Note 16 Deferred Tax (Assets )/ Liability

(Rs. in Lakhs)

Particulars	As at March 31, 2025	As at March 31, 2024
<b>Deferred Tax Asset</b>		
Impact of Difference between Book base and Tax base of Property, Plant & Equipment and Intangible Assets	0.78	2.50
Difference between ROU Asset and Lease Liability	1.34	1.06
Compensated absences (Leave Encashment)	2.30	-
Impact of Deferred One time Fees	166.46	90.37
<b>Total Deferred Tax Asset</b>	<b>170.88</b>	<b>93.93</b>
<b>Deferred Tax Liability</b>		
Remesurement of Defined benefit plans (Gratuity)	(1.15)	-
Reversal of DTL on unrealised gain	257.29	146.88
Impact of Financial assets measured at fair value	(332.63)	(266.89)
<b>Total Deferred Tax Liability</b>	<b>(76.49)</b>	<b>(120.01)</b>
<b>Net Deferred Tax Liability</b>	<b>94.39</b>	<b>(26.08)</b>
<b>Net Deferred Tax Assets</b>	<b>94.39</b>	<b>-</b>
<b>Net Deferred Tax Liability</b>	<b>-</b>	<b>26.08</b>

Note 17 Non Current Liabilities

(Rs. in Lakhs)

Particulars	As at March 31, 2025	As at March 31, 2024
Lease Liability (Refer note no 32)	12.69	95.80
<b>Total</b>	<b>12.69</b>	<b>95.80</b>

Note 18 Non Current Provisions

(Rs. in Lakhs)

Particulars	As at March 31, 2025	As at March 31, 2024
Compensated Leave Abscenses	2.45	-
<b>Total</b>	<b>2.45</b>	<b>-</b>

Note 18A Other Non Current Liabilities

(Rs. in Lakhs)

Particulars	As at March 31, 2025	As at March 31, 2024
Deferred One Time Fees	454.81	232.76
<b>Total</b>	<b>454.81</b>	<b>232.76</b>

Note 19 Current Liabilities

(Rs. in Lakhs)

Particulars	As at March 31, 2025	As at March 31, 2024
Lease Liability (Refer note no 32)	99.24	148.62
<b>Total</b>	<b>99.24</b>	<b>148.62</b>

Note 20 Trade Payables

(Rs. in Lakhs)

Particulars	As at March 31, 2025	As at March 31, 2024
<b>Trade Payables</b>		
(i) Total outstanding dues of micro enterprises and small enterprises	-	-
(ii) Total outstanding dues of other than micro enterprises and small enterprises	-	-
<b>Other Payables</b>		
(i) Total outstanding dues of micro enterprises and small enterprises	-	-
(ii) Total outstanding dues of other than micro enterprises and small enterprises		
a) Liabilities for expenses	37.96	46.52
	37.96	46.52



Note 20.1

Particulars	As at March 31, 2025	As at March 31, 2024
<b>a. Micro, Small &amp; Medium Enterprises (MSME)</b>		
Outstanding for following periods from due date of payment		
- Less than 1 year	-	-
-1 to 2 Years	-	-
-2 to 3 Years	-	-
-More than 3 Years	-	-
<b>b. Others</b>		
Outstanding for following periods from due date of payment		
-Less than 1 year	37.96	46.52
-1 to 2 Years	-	-
-2 to 3 Years	-	-
-More than 3 Years	-	-
<b>c. Disputed dues - MSME</b>	-	-
<b>d. Disputed dues - Others</b>	-	-
	<b>37.96</b>	<b>46.52</b>

Note 21 Other Financial Liabilities

(Rs. in Lakhs)

Particulars	As at March 31, 2025	As at March 31, 2024
Deposit	50.00	-
<b>Total</b>	<b>50.00</b>	<b>-</b>

Note 22 Other Current Liabilities


(Rs. in Lakhs)

Particulars	As at March 31, 2025	As at March 31, 2024
Deferred One Time Fees	116.83	77.58
Statutory Dues	210.41	25.88
Others	1.34	1.34
<b>Total</b>	<b>328.58</b>	<b>104.80</b>

Note 23 Current Liabilities : Provisions

(Rs. in Lakhs)

Particulars	As at March 31, 2025	As at March 31, 2024
<b>Provision for employee benefit</b>		
Gratuity	0.01	-
Compensated Leave Abscenses	5.41	-
<b>Total</b>	<b>5.42</b>	<b>-</b>



**Revenue from operations**

**Note 24 Fees and Commission Income**

(Rs. in Lakhs)

Particulars	March 31, 2025	March 31, 2024
Management Fees	1,327.59	1,045.67
One Time Fees	131.56	77.58
	<b>1,459.15</b>	<b>1,123.25</b>

**Note 25 Interest Income**

(Rs. in Lakhs)

Particulars	March 31, 2025	March 31, 2024
<b>Interest income (at amortised cost) on:</b>		
- Interest on Public Deposits	173.63	117.13
- Interest on Security Deposit	4.61	4.19
<b>Total</b>	<b>178.24</b>	<b>121.32</b>

**Note 25 A Net Gain on Fair Value Changes**

(Rs. in Lakhs)

Particulars	March 31, 2024	March 31, 2024
Gain/(Loss) on Financial Assets (Mutual Funds, Venture Capital and AIF ) at fair value through Profit or Loss		
Realised	74.41	72.63
Unrealised	224.33	265.56
	<b>298.74</b>	<b>338.19</b>

**Note 26 Other Income**

(Rs. in Lakhs)

Particulars	March 31, 2025	March 31, 2024
Profit on sale of PPE	7.50	0.23
Interes on Income Tax Refund	1.20	-
	<b>8.70</b>	<b>0.23</b>

**Note 27 Employee Benefits Expense**

(Rs. in Lakhs)

Particulars	March 31, 2025	March 31, 2024
Salaries, Allowances and Bonus	364.40	265.56
Contribution to Provident Fund and other Fund	24.28	15.16
Staff Welfare Expenses	13.20	10.94
	<b>401.88</b>	<b>291.66</b>

**Note 28 Finance Cost**

(Rs. in Lakhs)

Particulars	March 31, 2025	March 31, 2024
Interest Expense on Lease Liability	14.05	23.21
Interest on delayed payment of tax deducted at source	0.01	-
	<b>14.06</b>	<b>23.21</b>



**Note 29 Depreciation and Amortization Expenses**

(Rs. in Lakhs)

Particulars	March 31, 2025	March 31, 2024
Depreciation on Property, Plant and Equipment	16.40	8.98
Amortization on Intangible Assets	0.65	0.07
Amortization of ROU Asset	153.41	149.72
	<b>170.46</b>	<b>158.77</b>

**Note 30 Other Expenses**

(Rs. in Lakhs)

Particulars	March 31, 2025	March 31, 2024
Rent- Electricity & Water	13.55	13.12
Fund establishment Expenses	71.41	24.14
Dematerialization Fees	0.23	0.23
Legal and professional fees	74.85	88.97
Travelling and Conveyance	7.81	7.80
CSR expenditure [refer note no 43]	18.50	20.00
Stamp duty and filing fees	0.53	0.51
Settlor Fees	0.09	-
Office Maintenance	9.97	6.85
Communication costs	2.08	2.11
Software Expenses	13.97	
Printing and Stationery	4.80	6.63
Staff training expenses	4.91	2.09
Payment to Auditor - refer foot note	6.90	6.60
Internal Audit Fees	1.50	-
Directors Sitting Fees	8.50	6.10
Allwaonce for Doubtful debt	0.43	-
Insurance	0.21	0.46
Profession tax - Company	0.05	0.03
Foreign Exchange Loss / (Gain)	0.29	-
Repairs and Maintenance - others	0.56	0.95
Miscellaneous Expenses	6.12	4.22
<b>Total</b>	<b>247.26</b>	<b>190.81</b>

**\*Auditors remuneration comprises the following**

Statutory Audit	4.50	4.20
Tax Audit	0.60	0.60
Limited Review	1.80	1.80
	<b>6.90</b>	<b>6.60</b>



### 31. Retirement Benefit Plan:

#### Defined contribution plan

A defined contribution plan is a pension plan under which the Company pays fixed contributions; there is no legal or constructive obligation to pay further contributions. Retirement benefit in the form of provident fund is a defined contribution scheme applicable to company.

With respect to personnel on deputation to the Company, the accrual of retirement benefits for such personnel is done by their respective employers. The respective employers instruct the amount to be remitted towards Gratuity, Provident Fund, Insurance, etc. and the amount is reimbursed as per the instructions of the employers every month.

The contribution to provident Fund charged to profit and loss of INR 22.27 lakhs (March 31, 2024 : INR 15.16 lakhs) represents contributions payable by the Company at rates specified in the rules of PF.

Company operates gratuity plan through a trust wherein every employee is entitled to the benefit equivalent to fifteen days salary last drawn for each completed year of service. The same is payable on termination of service, or retirement, whichever is earlier. The benefit vests after five years of continuous service.

These benefits plans expose the Company to actuarial risk, such as interest risk and investment risk.

a) The amounts recognised in balance sheet are as follows:

(Rs. in Lakhs)

Particulars	Gratuity Plan	Gratuity Plan
	As at March 31, 2025	As at March 31, 2024
A) Present Value of Defined Benefit Obligation		
- Wholly Funded	27.08	20.44
- Wholly Unfunded	1.21	(2.81)
	28.29	20.44
Less: fair value of plan assets	28.30	23.24
Amount to be recognised as liability or (asset)	(0.01)	(2.80)

b) The amounts recognised in the statement of profit and loss are as follows:

(Rs. in Lakhs)

Particulars	Gratuity Plan	Gratuity Plan
	As at March 31, 2025	As at March 31, 2024
a) Current service cost	1.18	1.44
b) Interest Cost	1.53	1.60
c) Expected return on plan assets	(1.93)	(1.63)
d) Net Actuarial (gain)/ loss recognized in the year	3.94	(1.45)
Expenses recognised in statement of Profit and loss (a+b+c+d)	4.72	(0.04)



c) Changes in present value of Obligation As on March 31, 2025

(Rs. in Lakhs)

Particulars	Gratuity Plan	Gratuity Plan
	As at March 31, 2025	As at March 31, 2024
Present value of obligations as at beginning of year	20.44	22.13
Add: Interest Cost	1.53	1.61
Add: Current Service Cost	1.67	1.44
Add: Expected return on plan assets	(1.93)	
Add: Benefits Paid	-	(3.29)
Add: Actuarial (gain)/ loss on obligations	6.60	(1.45)
<b>Present value of obligations as at end of year</b>	<b>28.31</b>	<b>20.44</b>

d) Changes in the fair value of plan assets As on March 31, 2025

(Rs. in Lakhs)

Particulars	Gratuity Plan	Gratuity Plan
	As at March 31, 2025	As at March 31, 2024
Fair value of plan assets at beginning of year	23.24	22.88
Add: Expected return on plan assets	1.93	1.63
Add: Contributions	3.13	2.02
Add: Benefits Paid	-	(3.29)
Add: Actuarial (gain)/ loss on obligations	-	-
<b>Present value of obligations as at end of year</b>	<b>28.30</b>	<b>23.24</b>

**Leave Encashment:**

The Company has provided provision of Rs 7.86 lakhs towards leave encashment during the period ended 31<sup>st</sup> March 2025.

(Rs. in Lakhs)

Particulars	As at March 31, 2025
Current	5.41
Non-Current Liability	2.45
<b>Total Provision</b>	<b>7.86</b>

**32. Lease:**

- a) The following is the breakup of current and non-current portion of Lease Liability as on March 31, 2025:

(Rs. in Lakhs)

Particulars	March 31, 2025	March 31, 2024
Current	99.24	148.62
Non-Current	12.69	95.80
<b>Total Lease Liability</b>	<b>111.93</b>	<b>244.42</b>



b) The following is the movement of Lease Liability as on March 31, 2025.

(Rs in Lakhs)

Particulars	March 31, 2025	March 31, 2024
<b>Opening Value of Lease Liability</b>	<b>244.42</b>	<b>382.68</b>
Additions	18.88	-
Terminated	-	-
Interest Expense on Lease Liability	14.05	23.21
Actual Payment of Rent	165.42	161.47
<b>Closing Value of Lease Liability</b>	<b>111.93</b>	<b>244.42</b>

c) The following represents the Contractual Maturity of the Lease Liability as on March 31, 2025 on an undiscounted basis

(Rs in Lakhs)

Particulars	March 31, 2025	March 31, 2024
Upto 3 months	39.69	36.15
Above 3 months to 12 months	59.55	112.47
Above 1 Year -3 Years	7.73	95.8
Above 3 Years-5 Years	4.96	-
Above 5 Years-10 Years	-	-
Above 10 Years	-	-
<b>Total</b>	<b>111.93</b>	<b>244.42</b>

d) Amount recognised in statement of profit & loss account:

Particulars	March 31, 2025	March 31, 2024
Interest Expense on Lease Liability	14.06	23.21
Expenses related to short term lease	0.60	0.63
<b>Closing Value of Lease Liability</b>	<b>14.66</b>	<b>23.84</b>

e) Amount recognised in statement of cash flow:

Particulars	March 31, 2025	March 31, 2024
Total cash outflow for Lease	165.42	161.47
<b>Closing Value of Lease Liability</b>	<b>165.42</b>	<b>161.47</b>



### 33. Maturity analysis of assets and liabilities

The table below shows an analysis of assets and liabilities analysed according to when they are expected to be recovered or settled.

(Rs. in Lakhs)

ASSETS	March 31, 2025			March 31, 2024		
	Within 12 months	After 12 months	Total	Within 12 months	After 12 months	Total
<b>Current Assets</b>						
Cash and cash equivalents	30.44	-	30.44	96.68	-	96.68
Bank Balance other than (a) above	-	-	-	-	-	-
Trade Receivables	1098.52	-	1,098.52	4.87	-	4.87
Investments	4894.53	-	4,894.53	5,643.47	-	5,643.47
Other current assets	70.60	-	70.60	39.40	-	39.40
Current tax assets (Net)	237.38	-	237.38	28.87	-	28.87
<b>Non Current Assets</b>						
Investments	-	1,198.56	1,198.56	-	804.70	804.70
Deferred tax Assets (Net)	-	94.39	94.39	-	-	-
Property, Plant and Equipment	-	64.91	64.91	-	16.21	16.21
Intangible Assets	-	2.56	2.56	-	3.21	3.21
Right of use asset	-	107.10	107.10	-	240.79	240.79
Non Current Tax Assets	-	48.18	48.18	-	44.11	44.11
Other Non current assets	-	66.87	66.87	-	62.03	62.03
<b>Total Assets</b>	<b>6,331.47</b>	<b>1,582.57</b>	<b>7,914.04</b>	<b>5,813.29</b>	<b>1,171.05</b>	<b>6,984.34</b>
<b>LIABILITIES</b>						
<b>Non Current Liabilities</b>						
Trade Payables	-	-	-	-	-	-
Provisions	-	-	-	-	-	-
Deferred tax liabilities (net)	-	-	-	-	26.08	26.08
Lease Liability	-	12.69	12.69	-	95.80	95.80
Other Non Current Liabilities	-	454.81	454.81	-	232.76	232.76
<b>Current Liabilities</b>						
(i) total outstanding dues of creditors other than micro enterprises and small enterprises	37.96	-	37.96	46.52	-	46.52
Provisions	5.42	2.45	7.87	-	-	-
Other Current Liabilities	328.58	-	328.58	104.80	-	104.80
Lease Liability	99.24	-	99.24	148.62	-	148.62
Other Non Financial Liabilities	50.00	-	50.00	-	-	-
<b>Total liabilities</b>	<b>521.20</b>	<b>469.95</b>	<b>991.15</b>	<b>299.94</b>	<b>354.64</b>	<b>654.58</b>
<b>Net</b>	<b>5,810.27</b>	<b>1,112.62</b>	<b>6,922.89</b>	<b>5,513.35</b>	<b>816.41</b>	<b>6,329.76</b>



### 34. Related party disclosures

#### 34.1 Transaction with related parties

Transactions of the Company with the Holding Company and its fellow subsidiaries meet the definition of related party transactions.

Relationship where control exists	Names of related parties
Holding company	LIC Housing Finance Limited
Fellow subsidiary	LICHFL Care Homes Limited
Fellow subsidiary	LICHFL Financial Services Limited
Fellow subsidiary	LICHFL Trustee Company Private Limited
Enterprise having significant influence	Life Insurance Corporation of India
Nominee Director	Mr. M. Jagannath (From 31.3.2023)
Nominee Director & Chief Executive Officer (Whole time Director)	Mrs Seema Sridhar (As CEO from 28.11.2023 and Director from 12.12.2023)
Nominee Director	Mr Tribhuwan Adhikari (from 21.08.2023)
Director	Mr. Dhananjay Mungale (From 28.08.2020)
Director	Mr. Ashwani Kumar (Upto 22.07.2024)
Director	Mr Anil Kaul (From 30.08.2023)
Director	Mr Praveen Kumar Molri (From 21.08.2024)
Company Secretary	Ms. Akanchha Vyas (from 24.01.2024)
Chief Financial Officer	Mr Surinder Mohan (Chief Financial Officer upto 30.04.2024)
Chief Financial Officer	Mrs Kanchan Vartak (Chief Financial Officer from 01.05.2024)



a. Transactions during the year

(Rs in Lakhs)

Name of related parties	Nature of transaction	March 31, 2025	March 31, 2024
LIC Housing Finance Limited	Expenses reimbursement (Salary Deduction)	-	0.65
	Dividend paid	261.00	261.00
	Interest earned on public deposit	173.63	117.13
	Investments made during the year in Public Deposit	2,530.00	896.25
	Redemptions made during the year in Public Deposit	1454.25	833.85
Life Insurance Corporation of India	Expenses reimbursement (Salary Deduction)	31.17	21.50
	Expenses reimbursement	-	0.65
	Expenses reimbursement (Inclusive of GST)	-	1.77
	Placement Fees (Inclusive of GST)	-	-
	Dividend paid	14.83	14.83
	Gratuity	3.35	2.13
LICHFL Trustee Company Private Limited	Expenses reimbursement	0.02	0.02
LICHFL AMC EGGCA Plan	Reimbursement Expenses	-	0.001

b. Balance at the year end

Name of related parties	Nature of transaction	March 31, 2025	March 31, 2024
LIC Housing Finance Limited	Expenses reimbursement payable	1.27	1.27
	Total outstanding in Public deposit	2429.00	1683.25
	Interest accrued on public deposit	147.99	121.67
Life Insurance Corporation of India	Expenses reimbursement payable	0.08	0.08
LICHFL Trustee Company Private Limited	Expenses reimbursement payable	-	-



### 34.2 Transactions with key management personnel of the Company

#### Remuneration to key managerial personnel

(Rs in lakhs)

	March 31, 2025	March 31, 2024
<b>Employee Benefits:</b>		
Short Term Employee Benefits		
Remuneration paid during the year	131.87	86.19
Professional Fees (Excluding of GST)	3.24	52.53
Post Retirement Employee Benefits	5.62	2.76
<u>Non-Executive director:</u>	7.50	5.85
Director Sitting Fees		

### 35. Revenue from contracts with customers

Set out below is the disaggregation of the Company's revenue from contracts with customers and reconciliation to profit and loss account:

(Amount in lakhs)

	For the year ended March 31, 2025	For the year ended March 31, 2024
<b>Type of service</b>		
Investment Management services	1,459.15	1,123.25
Total revenue from contracts with customers	1,459.15	1,123.25
<b>Geographical markets</b>		
India	1,459.15	1,123.25
Outside India	-	-
Total revenue from contracts with customers	1,459.15	1,123.25
<b>Timing of revenue recognition</b>		
Services transferred at a point of time	1,327.59	1,045.67
Services transferred over time	131.56	77.58
Total revenue with customers	1,459.15	1,123.25

The non-refundable set up fees are deferred and amortised as income over the period of agreement for LICHFL Housing & Infrastructure Fund. During the year, Rs. 77,58,440 have been recognised in Statement of profit and loss from the Opening deferred one-time fee of Rs. 3,10,33,751. Remaining Deferred one-time fee of Rs. 2,32,75,311 will be recognised over a period of balance 4 years.

The non-refundable set up fees are deferred and amortised as income over the period of agreement for LICHFL Real Estate Debt Opportunities Fund - I. During the year, Rs. 53,97,187 have been recognised in Statement of profit and loss from the deferred one-time fee of Rs. 3,92,85,500. Remaining Deferred one-time fee will be recognised over a period of tenure of the Fund.

Management fee is recognised as per the terms of agreement as and when it is accrued.



Performance obligation for the same will be as per the terms of agreement.

### 36. Fair value measurement

This note describes the fair value measurement of both financial and non-financial instruments and is structured as follows:

36.1	Valuation principles	36.2	Valuation governance
36.3	Financial instruments by fair value hierarchy	36.4	Valuation techniques

#### 36.1 Valuation principles

Fair value is the price that would be received to sell an asset or paid to transfer a liability in an orderly transaction in the principal (or most advantageous) market at the measurement date under current market conditions (i.e., an exit price), regardless of whether that price is directly observable or estimated using a valuation technique.

In order to show how fair values have been derived, financial instruments are classified based on a hierarchy of valuation techniques, as explained in Note 3.5.

#### 36.2 Valuation governance

##### Valuation of Financial assets

##### 36.2.1 Mutual Funds

The units held in Mutual fund schemes are valued at NAV as published by the respective mutual funds relating to the particular scheme. Details of Mutual fund investment mentioned below:

(Rs. in lakhs)

Particulars	March 31, 2025	March 31, 2024
Mutual Fund	2241.45	4,067.55

##### 36.2.2 Investment in B units (Venture Capital Fund)


The investment in B units of LICHFL Urban Development Fund (Venture Capital Fund) is valued at NAV as on the reporting date as declared by the Fund.

(Rs. in lakhs)

Particulars	March 31, 2025	March 31, 2024
Investment in VCF	2.16	2.09

##### 36.2.3 Investment in A & D units (Alternate Investment Fund)

The investment in A & D units of LICHFL Housing & Infrastructure Fund (Alternate Investment Fund) is valued at NAV as on the reporting date as declared by the Fund.



(Rs in lakhs)

Particulars	March 31, 2025	March 31, 2024
Investment in AIF	942.46	573.59

### 36.2.4 Assets and liabilities by fair value hierarchy

The following table shows an analysis of financial instruments recorded at fair value by level of the fair value hierarchy measured at recurring basis:

The carrying amount of cash and cash equivalents, Bank balances other than cash and cash equivalents, trade receivables, fixed deposits, other deposits, trade payables and other payables are considered to be the same as their fair values. The fair value of security deposits is calculated based on cash flows discounted using a current lending rate. They are classified as level 3 fair values in the fair value hierarchy due to the inclusion of unobservable inputs including own and counterparty credit risk.

March 31, 2025

(Rs in Lakhs)

	Level 1	Level 2	Level 3
<b><u>Financial assets designated at fair value through Profit or loss</u></b>			
Investment in Mutual Funds	-	2241.45	-
Investment in Shares	-	-	-
Venture Capital Funds	-	-	2.15
Alternate Investment Funds	-	-	942.46

March 31, 2024

(Rs in Lakhs)

	Level 1	Level 2	Level 3
<b><u>Financial assets designated at fair value through Profit or loss</u></b>			
Investment in Mutual Funds	-	4067.55	-
Investment in Shares	-	-	0.03
Venture Capital Funds	-	-	2.09
Alternate Investment Funds	-	-	573.59



The following table presents the changes in Level 3 items for the year ended March 31, 2025 and March 31, 2024 (Rs in Lakhs)

	Venture Capital Funds	Alternative Investment Funds
As at March 31, 2023	2.88	596.11
Purchase	-	142.63
Redemption		(151.73)
Gain/(Loss)	(0.79)	(13.42)
As at March 31, 2024	2.09	596.11
Purchase	-	431.88
Redemption		(110.48)
Gain/(Loss) recognized in profit or loss.	0.06	47.48
As at March 31, 2025	2.15	942.47

Valuation techniques and specific considerations for Level 3 inputs are further explained below.

Fair value of Security Deposit:

(Rs. in Lakhs)

Particulars	March 31, 2025		March 31, 2024	
	Carrying amount	Fair value	Carrying amount	Fair value
Security Deposits	69.68	66.14	67.28	59.88

The Fair value for security deposit was calculated based on cash flows discounted using market rate of interest. The security deposit is classified as level 3 in the fair value hierarchy due to the inclusion of unobservable inputs including counterparty credit risk.

### 37 a) Earning Per Share (EPS):

Earnings per share is calculated by dividing the profit attributable to the equity shareholders by the weighted average number of equity shares outstanding during the year as under:

Particulars	March 31, 2025	March 31, 2024
Net Profit attributable to Equity Shareholders (Rs in Lakhs)	868.96	657.82
Weighted average number of Equity Shares	91,94,400	91,94,400
Basic and Diluted Earnings per equity share (Rs)	9.45	7.15
Face Value Per Equity Share (Rs)	10.00	10.00



**b) Dividend paid on equity shares**

(Rs. in Lakhs)

Particulars	March 31, 2025	March 31, 2024
Declared and paid during the year Final Dividend for 2023-24 Rs. 3.00 per share (2022-23 Rs. 3.00 per share)	275.83	275.83

**c) Proposed Dividend:**

(Rs. in Lakhs)

Particulars	March 31, 2025	March 31, 2024
Dividends not recognized at the end of reporting period Rs 3.50 per share (P.Y. Rs 3.00 per share) on 91,94,400 shares	321.80	275.83

**38. Segment Reporting**

The Company is primarily engaged in investment management services which is the only reportable business segment.

The Chief operating decision maker monitors the operating results of its investment management business as a whole for the purpose of making decisions about resource allocation and performance assessment.

The Company has started operation in its Branch office at IFSCA Gift City during the financial year 2024-25. No revenue has been generated during the period ended 31<sup>st</sup> March 2025. Hence, no separate segment has been reported.

The amount of revenue from each customer:



(Rs in Lakhs)

Particulars	For the year ended March 31, 2025	For the year ended March 31, 2024
<b>Investment Management services</b>		
LICHFL Real Estate Debt Opportunities Fund - I	540.85	-
Lal Gebi Infra Pvt Ltd	294.04	286.09
Adarsh Haven Pvt Ltd	-	741.27
Gajra Home Builders Pvt Ltd	7.69	18.31
Satyam Ventures Ltd	485.01	-
<b>Total (a)</b>	<b>1,327.59</b>	<b>1046.67</b>
<b>One Time Fees</b>		
LICHFL Housing & Infrastructure Fund	77.58	77.58
LICHFL Real Estate Debt Opportunities Fund - I	53.97	-
<b>Total (b)</b>	<b>131.56</b>	<b>77.58</b>
<b>Total (a) + (b)</b>	<b>1,459.15</b>	<b>1,123.25</b>

### 39. Risk Management

The Company's business activities expose it to a variety of financial risks, namely market risks, credit risk and liquidity risk. The Company's primary focus is to foresee the unpredictability of financial markets and seek to minimize potential adverse effects on its financial performance.

The Company's financial liabilities comprise of other payable and other liabilities to manage its operation and the financial assets include trade receivables, deposits, cash and bank balances, other receivables etc. arising from its operation.

#### 39.1 Market risk:

Market risk is the risk that the fair value or future cash flows of a financial instrument will fluctuate because of changes in market prices. Market prices comprise three types of risk: Foreign currency rate risk, interest rate risk and other price risks, such as equity price risk and commodity risk.

Foreign currency risk: Foreign currency risk is the risk that the fair value or future cash flows of an exposure will fluctuate because of changes in foreign exchange rates. There is no foreign currency exposure in the Company.

Interest rate risk: Interest rate risk can be either fair value interest rate risk or cash flow interest rate risk. Fair value interest rate risk is the risk of changes in fair values of fixed interest-bearing investments because of fluctuations in the interest rates, in cases where the borrowings are measured at fair value through profit or loss. Cash flow interest rate risk is the risk that the future cash flows of floating interest-bearing investments will fluctuate because of fluctuations in the interest rates.

The Company's fixed interest-bearing financial instruments (At cost) are reported as below:



Particulars	As at March 31, 2025	As at March 31, 2024
Financial Assets	2,759.00	1,683.25
Financial Liabilities	-	-

The Company does not have any variable interest-bearing instruments.

### 39.2 Credit risk:

Credit risk arises from the possibility that the counterparty will not meet its obligations leading to a financial loss. Credit risk arises from cash and cash equivalents, investments, deposits with Banks and other financial institutions as well as credit exposures to outstanding receivables resulting in financial loss to the Company. To manage this, the Company periodically assesses the financial reliability of customers, taking into account the financial conditions, current economic trends, and analysis of historical bad debts and ageing of accounts receivable.

Trade receivables: Our historical experience of collecting receivables is that credit risk is low. The trade receivables which are Management Fees receivable as on the reporting date are generally received within 90-180 days from the reporting date. Hence the credit risk pertaining to Trade receivables is low.

Credit risk on cash and cash equivalents is limited as the Company generally invests in deposits with banks and financial institutions with high credit ratings assigned by international and/or domestic credit rating agencies. Investments primarily include investment in liquid mutual fund units and deposit for a specified time period.

### 39.3 Liquidity risk:

Liquidity risk refers to risk of financial distress or extra ordinary high financing cost arising due to shortage of liquid funds in a situation where business conditions unexpectedly deteriorate and require financing. The Company's objective is to maintain at all times optimum levels of liquidity to meet its cash and collateral requirements. Processes and policies related to such risk are overseen by senior management and management monitors the Company's net liquidity position through rolling forecast on the basis of expected cash flows.

Since the Company invests in Liquid schemes of Mutual funds which are highly liquid and can be redeemed at any point of time the liquidity risk is very low.

## 40. A. Capital Commitment and Contingent Liability

There are no capital commitments and contingent liability as at March 31, 2025 (P.Y. Nil).

**40 B.** The Company does not have any charges or satisfaction which is yet to be registered with ROC beyond the statutory period.

**40 C.** The Company has complied with the number of layers prescribed under clause (87) of section 2 of the Act read with the Companies (Restriction on number of Layers) Rules, 2017.

**40 D.** The Company has not advanced or loaned or invested funds to any person(s) or entity (ies), including foreign entities (Intermediaries) with the understanding that the Intermediary shall:

(a) directly or indirectly lend or invest in other persons or entities identified in any manner whatsoever by or on behalf of the Company (Ultimate beneficiaries) or

(b) provide any guarantee, security or the like to or on behalf of the Ultimate Beneficiaries.



**40 E.** The Company has not received any funds from any person(s) or entity (ies), including foreign entities (Funding party) with the understanding (whether recorded in writing or otherwise) that the Company shall :

(a) directly or indirectly lend or invest in other persons or entities identified in any manner whatsoever by or on behalf of the Company (Ultimate beneficiaries) or

(b) provide any guarantee ,security or the like to or on behalf of the Ultimate Beneficiaries.

**40 F.** The Company do not own any immovable property as on March 31, 2025. Title of the lease hold immovable properties are in the same nature of the Company

**40 G.** The Company has not revalued its Property, Plant & Equipments.

**40 H.** The Company has not granted any Loans or Advances in the nature of loans to promoters ,directors, KMPs and the related parties (as defined under Companies Act,203) either severally or jointly with any other person

**40 I.** The Company is not declared willful defaulter by any bank or financial institution or other lender during the year.

**40 J.** The Company does not have any borrowings from banks or financials institutions on the basis of security of current assets.

#### 41. Capital Management

For the purpose of the Company's capital management, capital includes issued equity capital and all other equity reserves attributable to the equity holders. The primary objective of the Company's capital management is to maximize the shareholder value and to ensure the Company's ability to continue as a going concern.

The Company manages the capital structure and makes adjustments to it in the light of changes in economic conditions and the risk characteristics of the underlying assets.

Particulars		March 31, 2025	March 31, 2024
Equity Share Capital		919.44	919.44
Other Equity		6,003.45	5,410.32
Total Equity	(i)	6,922.89	6,329.76
Borrowings			
Total Debt	(ii)	-	-
Overall financing	(i) + (ii) = (iii)	6,922.89	6,329.76
Gearing Ratio	(ii) / (iii)	-	-



#### 42. Expenditure in Foreign currency

(Rs in lakhs)

Particulars	March 31, 2025	March 31, 2024
Fund Establishment Expenses	20.98	8.30
Other Expenses	-	-
<b>Total</b>	<b>20.98</b>	<b>8.30</b>

#### Foreign Exchange Rate Risk:

Except for the above transaction, the Company has not deal in foreign exchange during the financial 2024-25.

#### 43. Corporate Social Responsibility

Details of CSR expenditure during the financial year:

(Rs. in Lakhs)

Particulars	March 31, 2025	March 31, 2024
a) Gross amount required to be spent by the Company during the year:	18.50	20.00
b) Amount spent during the year	18.50	20.00
(i) Construction/Acquisition of an asset	-	-
(ii) On purposes other than (i) above	18.50	20.00

During the year the Company has spent entire requirement of CSR amount of Rs 18.50 lakhs as contribution National Defence Fund.

#### 44. IFSCA Branch

The International Financial Services Centres Authority (IFSCA) has granted LICHFL Asset Management Company Limited (Branch – IFSCA Gift city) the certificate of registration to carry out the activities as a Fund Management Entity (Non-Retail) under the IFSCA (Fund Management) Regulations, 2022 on March 6, 2024.



45. Taxes on Income

Tax recognized in statement of Profit & Loss:

Particulars	For the year ended March 31, 2025	For the year ended March 31, 2024
<b>Current Tax</b>		
In respect of Current Year	358.73	186.08
<b>Deferred Tax</b>		
In respect of Current Year	(118.16)	74.64
<b>Total tax expenses recognized in the current year</b>	<b>240.57</b>	<b>260.72</b>

Reconciliation of Income tax expenses of the year to the accounting profit is as follows:

Particulars	For the year ended March 31, 2025	For the year ended March 31, 2024
Standalone Profit before tax	1,111.17	918.54
Income tax expense calculated	323.57	267.48
Effect of expenses that are not deductible in determining taxable profit	81.43	(80.30)
Effect on deferred tax balances	(118.16)	74.64
Tax impact on capital gain	(46.27)	(1.10)
	<b>240.57</b>	<b>260.72</b>



46. Ratios:

(Rs in Lakhs)

Particulars		FY 2024-25	FY 2023-24	% Changes	Reason
<b>Current Ratio:</b> Current Assets / Current Liabilities	Current Assets	6,331.47	5,813.29		Decrease due to increase in statutory liabilities
	Current Liabilities	521.20	299.94		
		<b>12.15</b>	<b>19.38</b>	<b>-37.32%</b>	
<b>Return on Equity Ratio:</b> NP after Tax / Net Worth	NP after Tax	871.75	657.82		Increase due to operation from revenue
	Net Worth	6,922.89	6,329.76		
		<b>0.13</b>	<b>0.10</b>	<b>21.167%</b>	
<b>Net Capital Turnover Ratio:</b> Sale or Revenue / Net Assets or Capital	Sale or Revenue (Total Income)	1,944.83	1,582.99		
	Net Assets or Capital	6,922.89	6,329.76		
		<b>0.28</b>	<b>0.25</b>	<b>12.33%</b>	
<b>Net profit ratio:</b> Net Profit (Before Tax) / Total Income	Net Profit (Before Tax)	1,111.17	918.54		
	Total Income	1,944.83	1,582.99		
		<b>0.57</b>	<b>0.58</b>	<b>-1.54%</b>	
<b>Trade Receivable Ratio</b>	Net credit sale of services	1,459.15	1,123.25		Due to increase trade receivable the ratio is decreased
	Average Account receivable	551.70	7.78		
		<b>2.64</b>	<b>144.47</b>	<b>-98.17%</b>	
<b>Return on Capital Employed</b> EBIT / Capital Employed	Net Profit (Before Tax)	1,111.17	918.54		
	Capital Employed	6,922.89	6,355.84		
		<b>0.16</b>	<b>0.14</b>	<b>11.06%</b>	
<b>Return on Investment</b>	Gain on Investment	472.37	455.32		
	Average Investment	6,270.63	6,187.15		
		<b>7.533%</b>	<b>7.359%</b>	<b>2.36%</b>	

Note:

- Debt Equity Ratio: There is no debts as on 31st March 2025. Hence not applicable.
- Debt Service Coverage Ratio: There is no debts as on 31st March 2025. Hence not applicable.
- Inventory Turnover Ratio: There is no inventory as on 31st March 2025. Hence not applicable.
- Trade Payable Turnover Ratio: The company is a service industry. Hence not applicable.
- Current Assets include investment, cash & cash equivalent, Receivable, current tax and other Financial Asset
- Current liabilities include financial liabilities and provision.
- Total Income include Management Fees, set up fees, Interest Income, realized and unrealized gain on MF and other income.
- Equity includes Equity share capital and other equity.
- Net Assets or Capital - Net Fixed assets plus Net Current Assets (i.e., Current Assets - Current Liabilities)
- Net worth includes Equity share capital and other equity or Assets minus liabilities.



- k) Gain investment includes interest income, gain on schemes of mutual fund and income received from Funds
- l) Average Investment - Includes Investment in Corporate Deposit, Schemes of mutual fund and investment in AIF/ VCF
- m) Capital Employed includes net worth and deferred tax liability

#### 47. Trading in Crypto Currency / Virtual Currency

The Company has not traded or invested in Crypto currency or Virtual Currency during the year.

#### 48. Benami Property

The Company does not have any Benami property, where any proceeding has been initiated or pending against the company for holding any Benami property.

#### 49. Relationship with Struck off Companies under section 248 of the Companies Act, 2013 or section 560 of Companies Act, 1956

The Company does not have any transactions with companies struck off under section 248 of the Companies Act, 2013 or section 560 of Companies Act, 1956.

#### 50. Events after reporting date

There have been no events after the reporting date that require disclosure in these financial statements.

#### 51. Comparative Figures

Figures for the previous year have been regrouped and reclassified wherever necessary to conform to the current year's presentation.

#### As per our report of even date attached

For Sarda & Pareek LLP

Chartered Accountants

ICAI Firm Registration No: 109262W/W100673

For and on behalf of the Board of Directors of  
LICHFL Asset Management Company Limited

*W. Joshi*

*M. Jagannath*

M. Jagannath  
Chairman  
DIN: 10090437

*Dhananjay N Mungale*

Dhananjay N Mungale  
Director  
DIN: 00007563

Niranjan Joshi  
Partner  
Membership Number: 102789  
Place: Mumbai  
Date: April 22, 2025

*Seema Sridhar*

Seema Sridhar  
Director & CEO  
DIN: 10411601  
Place: Mumbai  
Date: April 22, 2025

*Kanchan Vartak*  
Kanchan Vartak  
CFO

*Aakash Vyas*

Aakash Vyas  
Company Secretary

